



RESEARCH & BUSINESS
DEVELOPMENT CENTER

Eastern Idaho COVID-19 Economic Report | May 18, 2020

About the Report

The RBDC is tracking the economic impact of the COVID-19 outbreak on eastern Idaho. The report is compiled by RBDC student research teams and will be updated weekly. We hope you find the report helpful to you. We appreciate the organizations that have contributed funds to make this report available. Please contact Will Jenson (w.jenson@rbdcenter.org) if you would like to participate in our weekly industry surveys or would like to contribute to our report in some other way.

-Thank you

Definitions

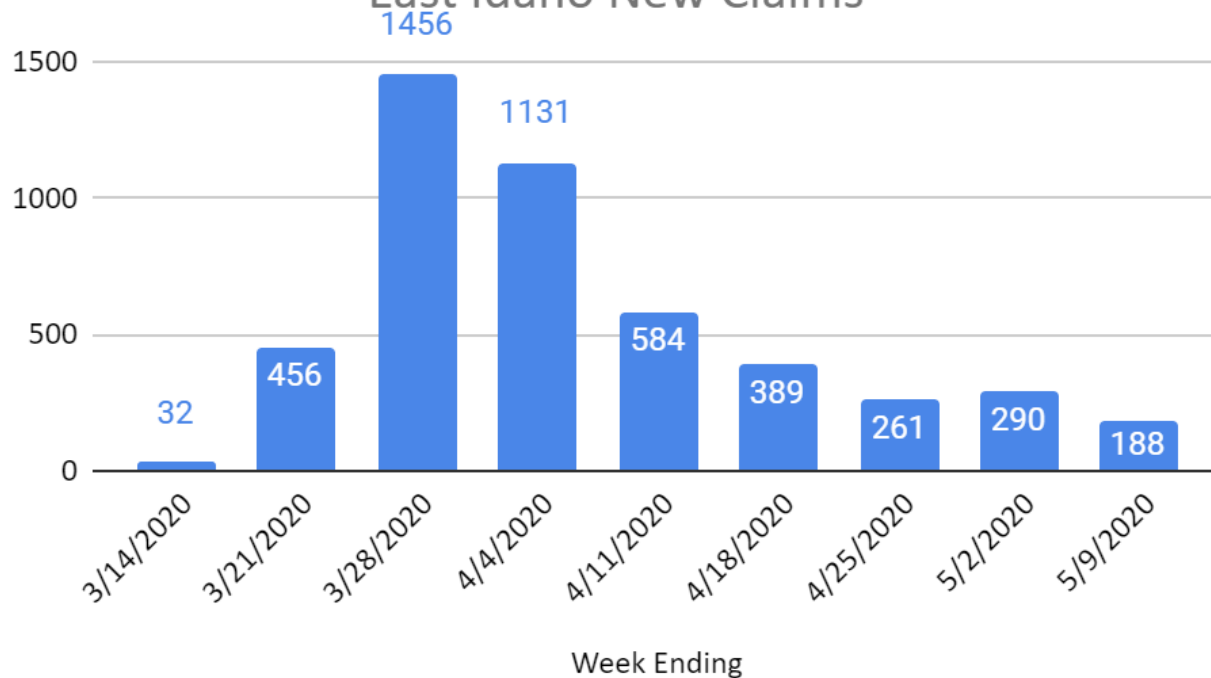
An **initial claim** is a claim filed by an unemployed individual after a separation from an employer. The claimant requests a determination of basic eligibility for the UI program. When an initial claim is filed with a state, certain programmatic activities take place and these result in activity counts including the count of initial claims. The count of initial claims for unemployment insurance is a leading economic indicator because it is an indication of emerging labor market conditions in the country. However, these are weekly administrative data which are difficult to seasonally adjust, making the series subject to some volatility.

New This Week

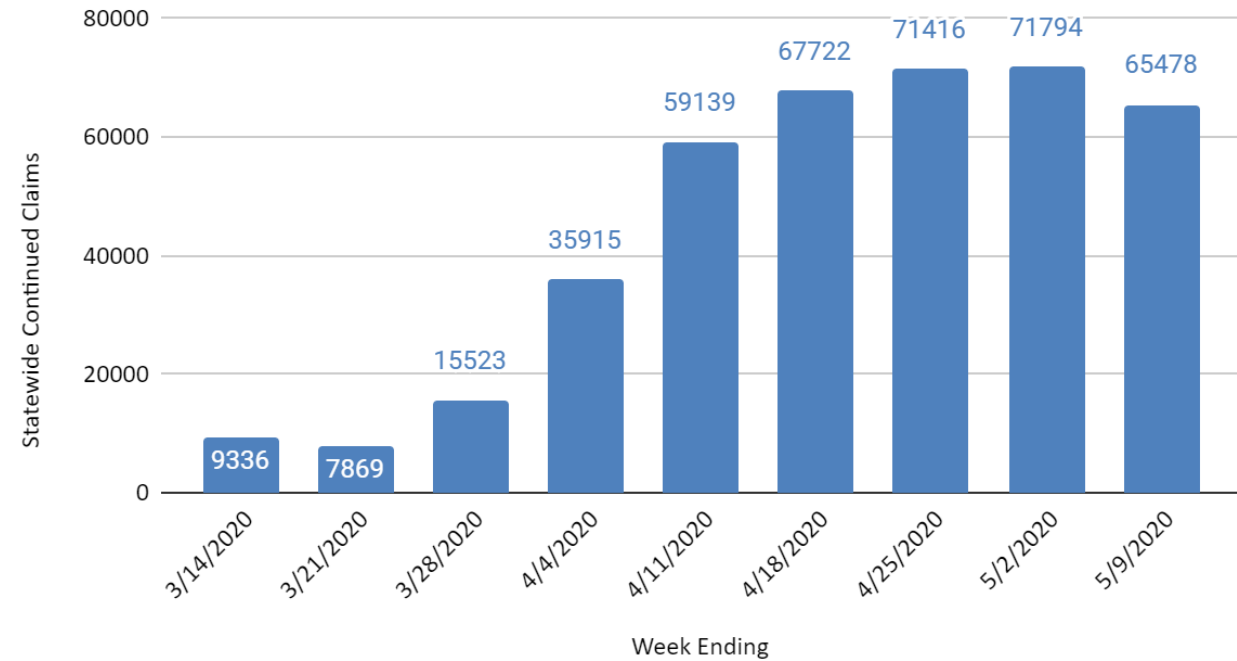
- Unemployment Claims dropped this week again after rising last week (5/2/2020) in Eastern Idaho
- Statewide Unemployment Claims dropped for the first time since the COVID-19 pandemic started
- Residents in Rigby feel very comfortable in going to childcare establishments while residents in Idaho Falls and Rexburg feel uncomfortable and very uncomfortable
- Residents in Idaho Falls and Rigby believe that the economy will improve in the next 12 months while Rexburg residents think the economy will decline a lot
- Number of arrests in Eastern Idaho dropped dramatically in April 2020 compared to previous months
- Traffic volumes in Eastern Idaho have continued to increase

Weekly Initial Unemployment Claims

East Idaho New Claims



Statewide Continued Claims



Week Ending 5/9/2020

Idaho Total New Claims: 5795

East Idaho New Claims: 188

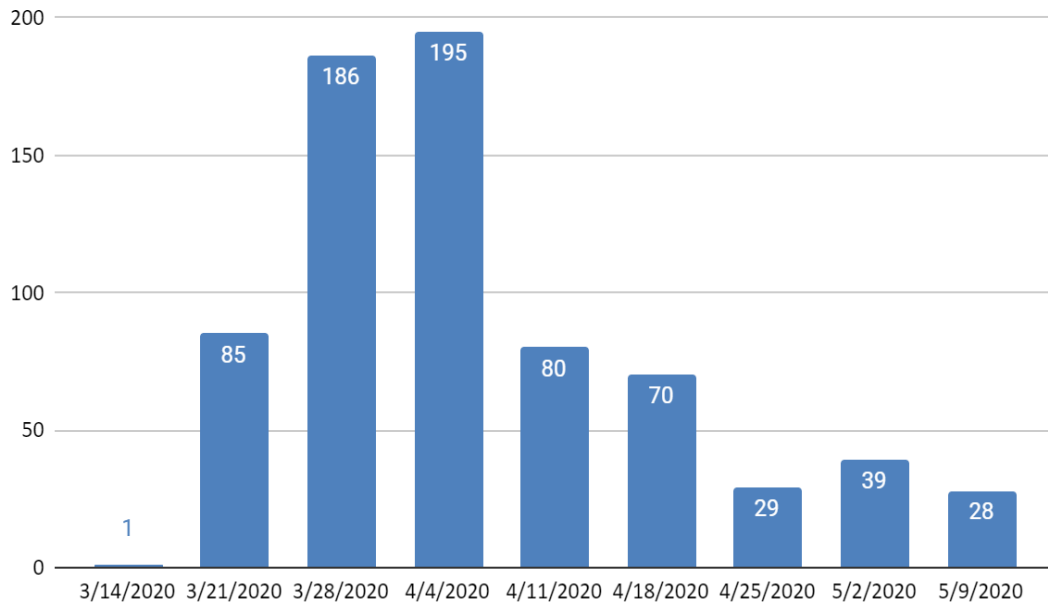
Source: Idaho Department of Labor

<https://public.tableau.com/profile/idlabor#!/vizhome/IdahoInitialClaims/Dashboard>

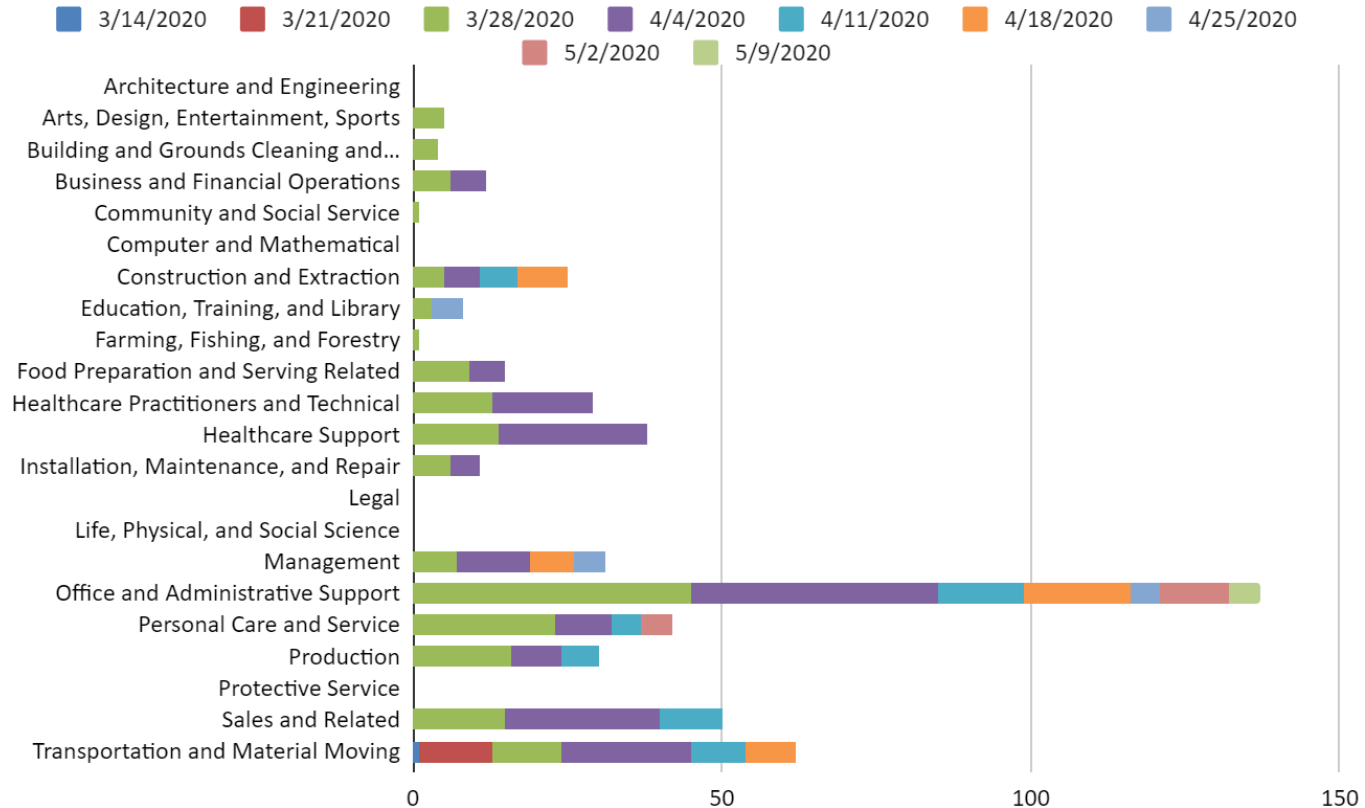


Initial Claims – Madison County

Madison County Initial Claims by Week

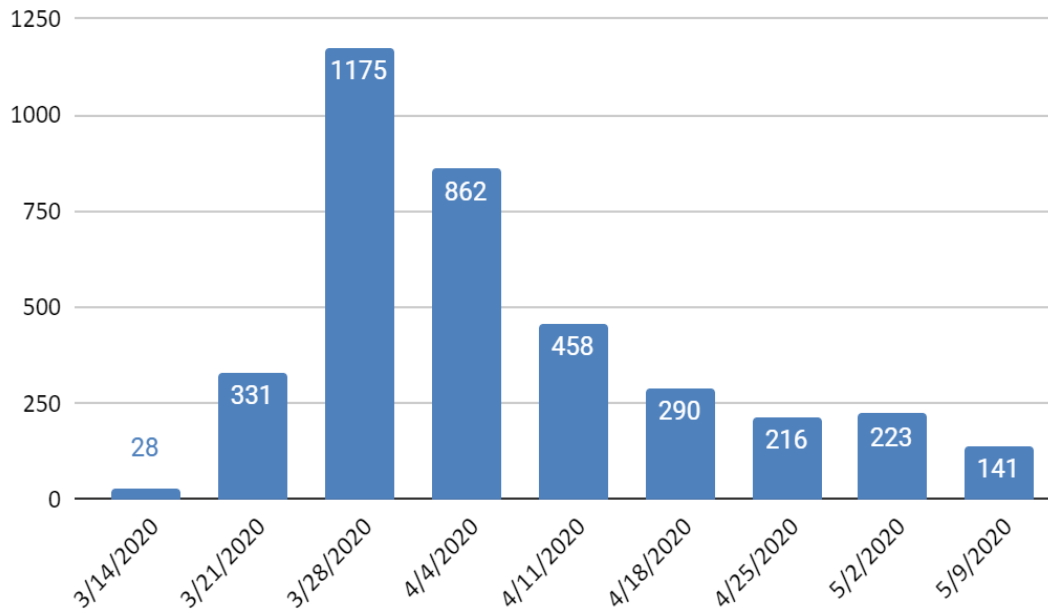


Madison County Initial Claims by Occupation

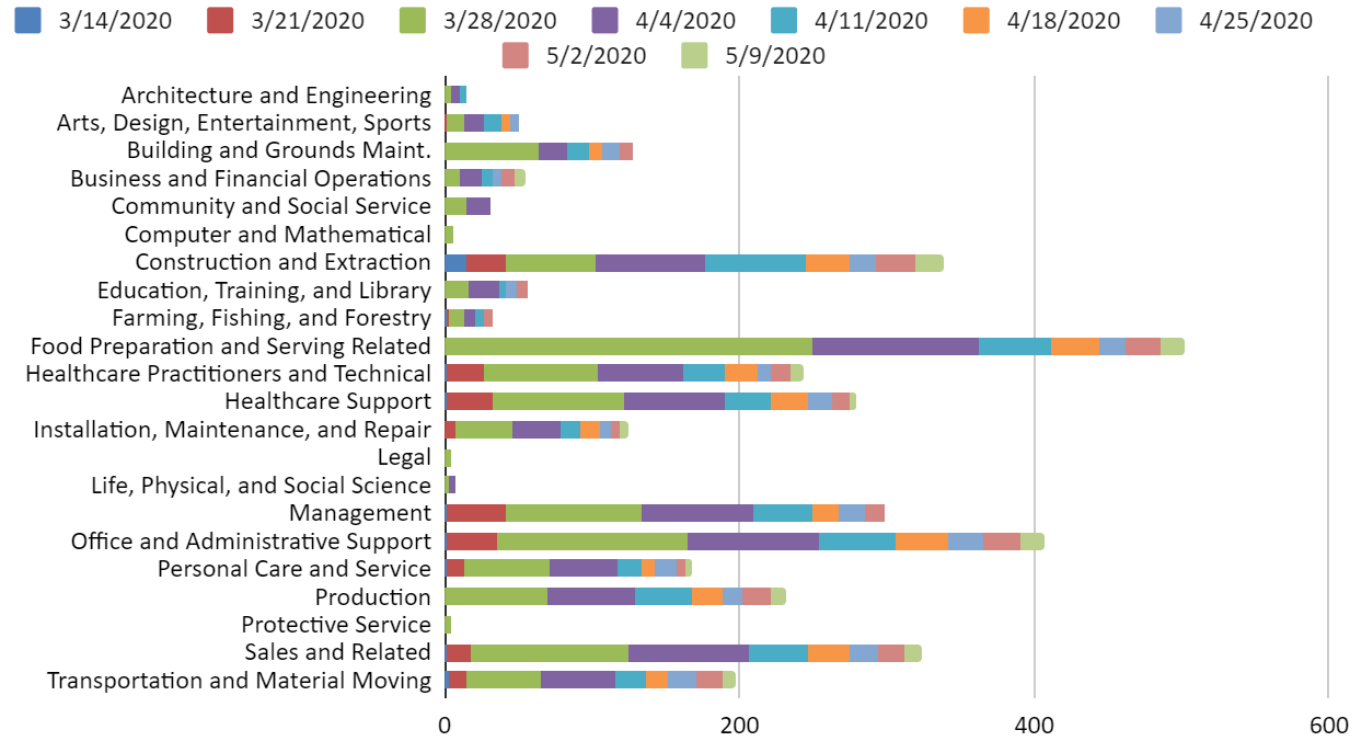


Initial Claims – Bonneville County

Bonneville County Initial Claims by Week

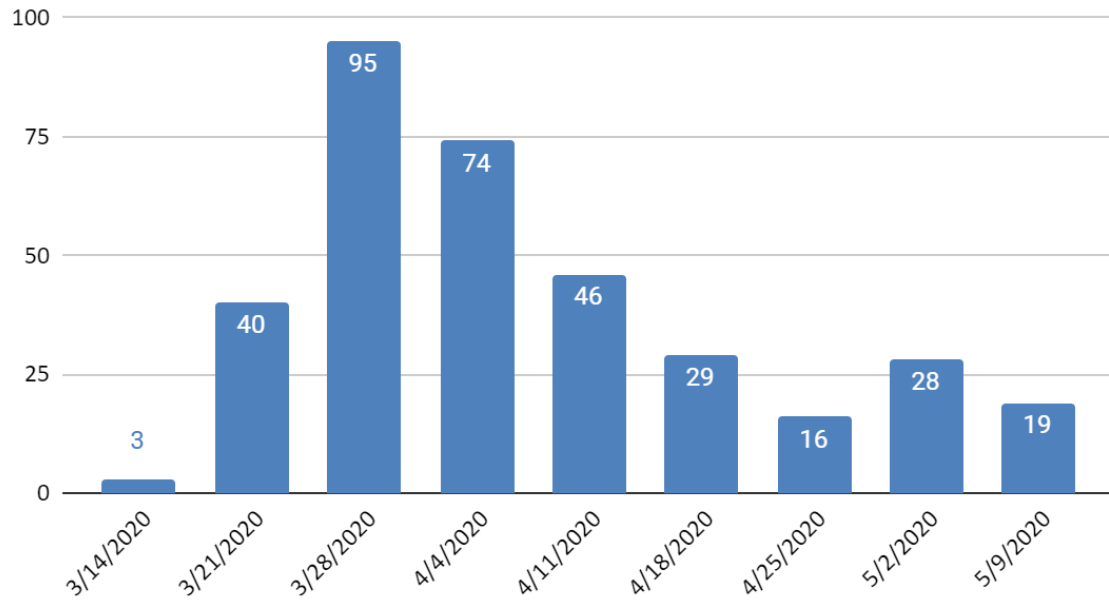


Bonneville County Initial Claims by Occupation

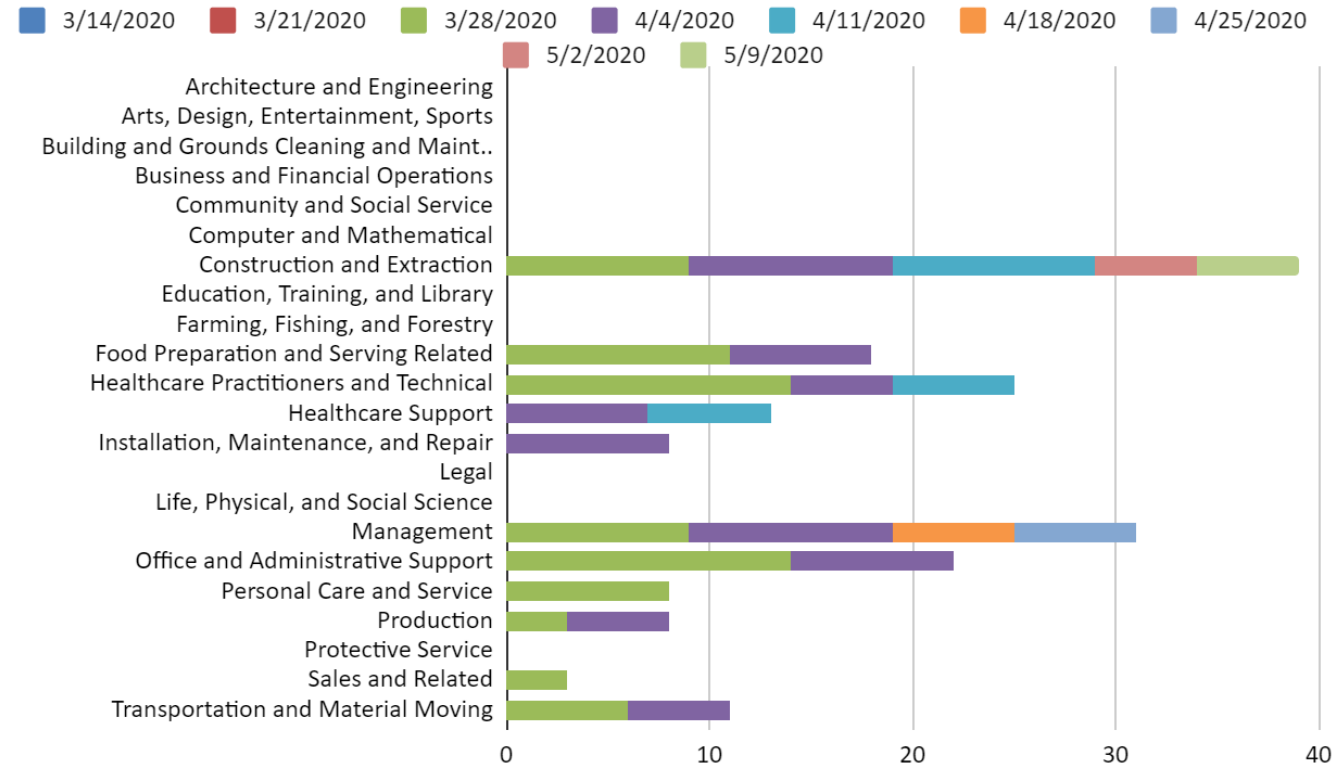


Initial Claims – Jefferson County

Jefferson County Initial Claims by Week

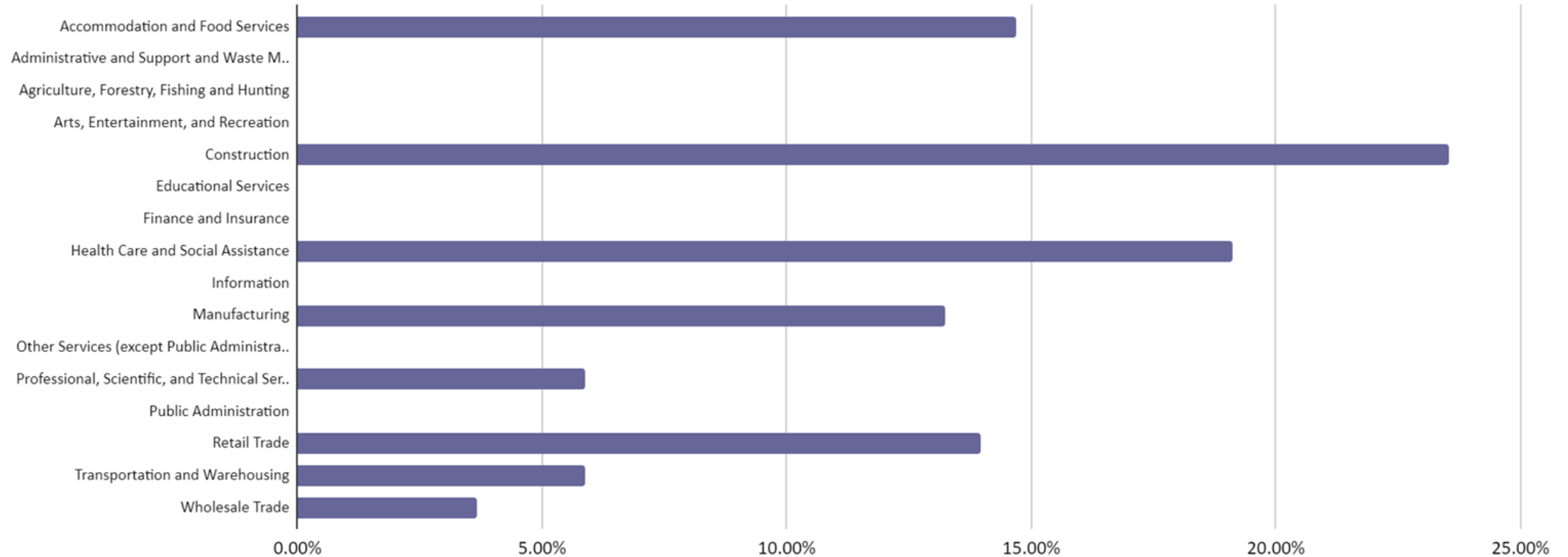


Jefferson County Initial Claims by Occupation



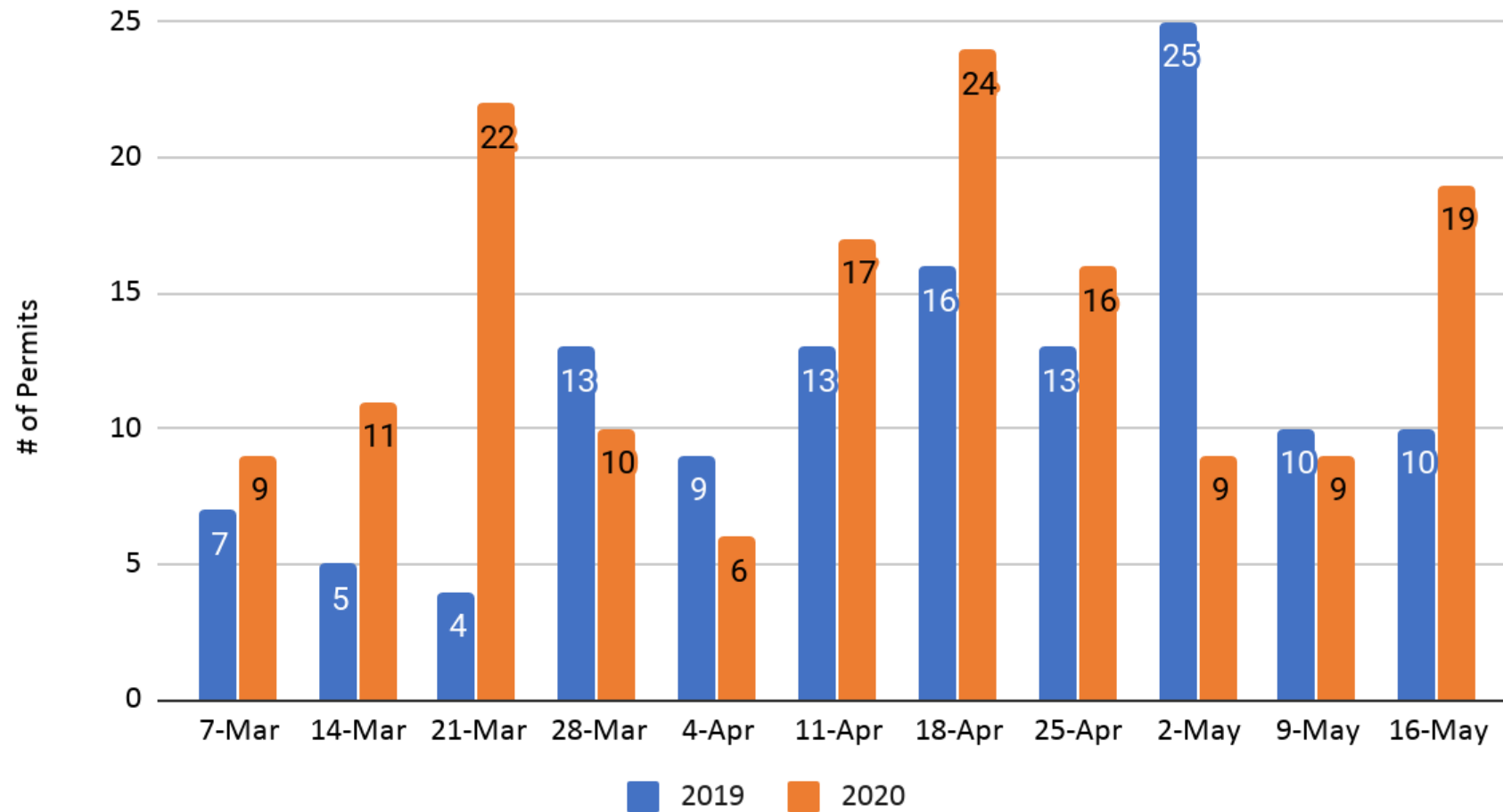
Initial Claims – Bonneville, Jefferson, Madison Counties

What Industries did the claimants work in?



Building Permits – Madison County

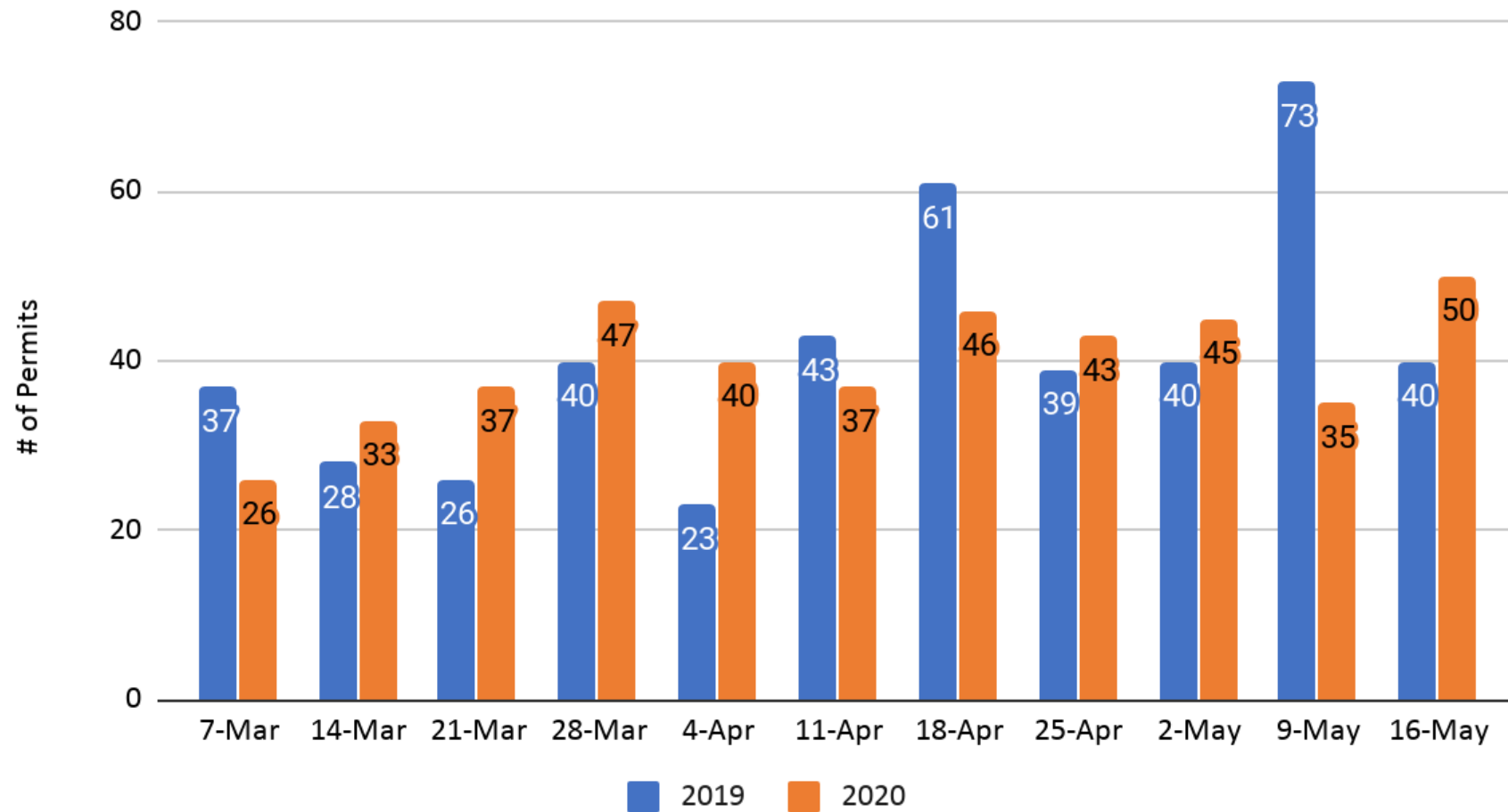
Madison County Building Permits



Source: https://web.dbs.idaho.gov/eTRAKi3/Custom/Idaho_PermitsSearch.aspx

Building Permits – Bonneville County

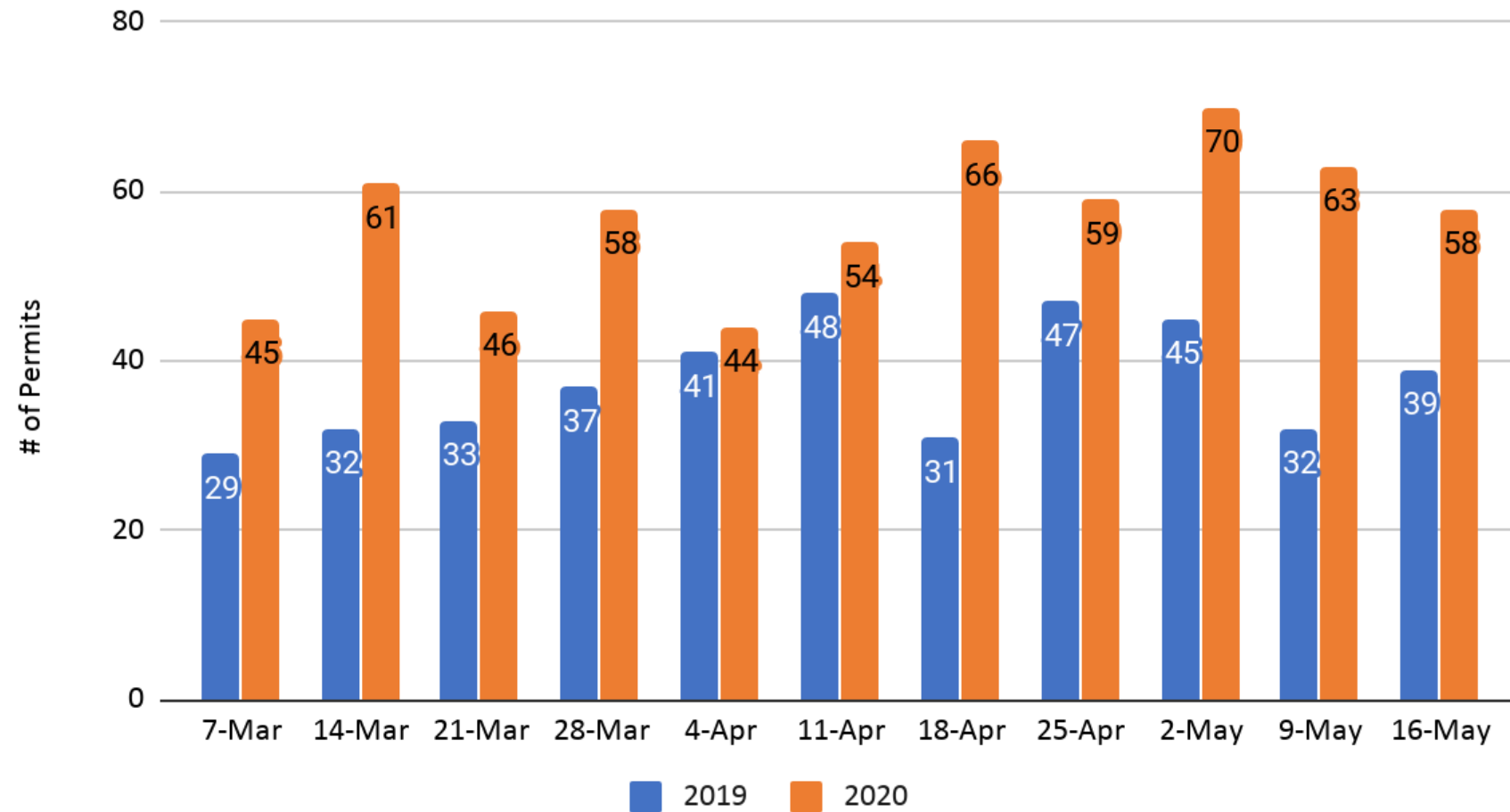
Bonneville County Building Permits



Source: https://web.dbs.idaho.gov/eTRAKi3/Custom/Idaho_PermitSearch.aspx

Building Permits – Jefferson County

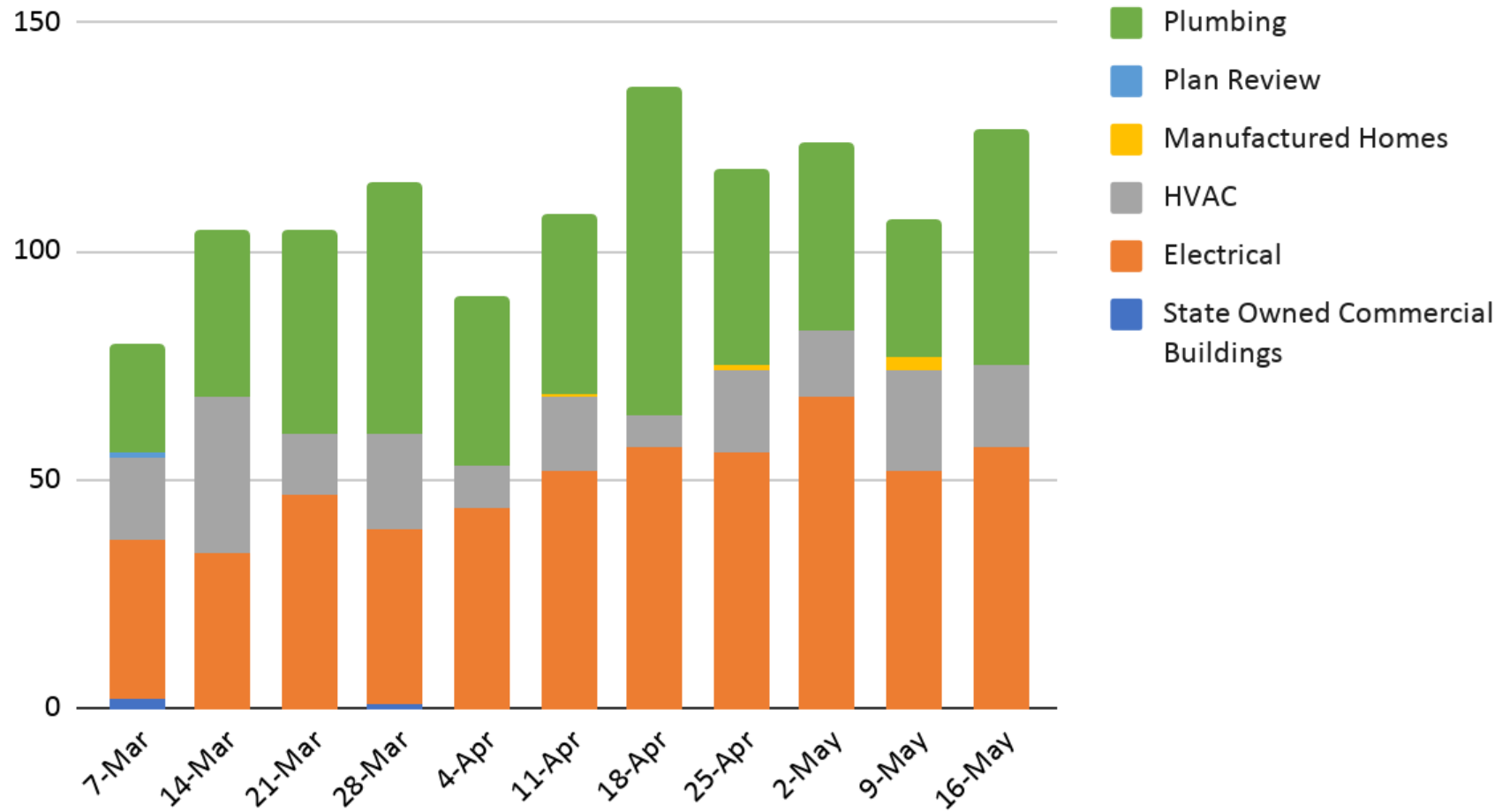
Jefferson County Building Permits



Source: https://web.dbs.idaho.gov/eTRAKi3/Custom/Idaho_PermitsSearch.aspx

Building Permits – All 3 Counties Combined

2020 Total Permit by Type

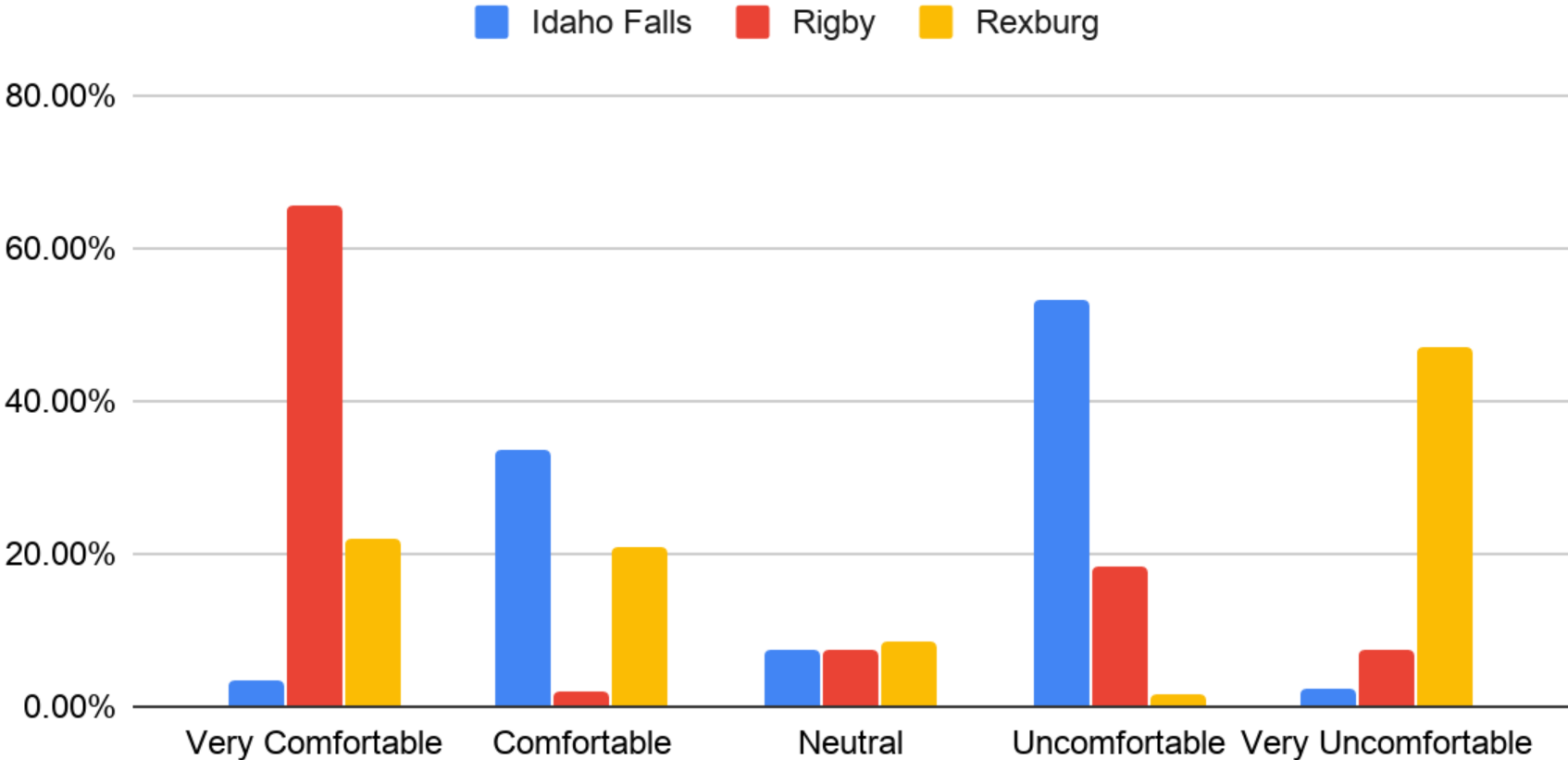


Social Media Polls

The RBDC is conducting polls with key questions each week. The goal of these polls is to see how households and individuals are being impact by the COVID-19 outbreak. Each week the RBDC will also be conducting interviews with business owners to get qualitative and quantitative data.

Social Media Poll Comfort Levels

How comfortable do you feel going to the now reopened child care establishments?

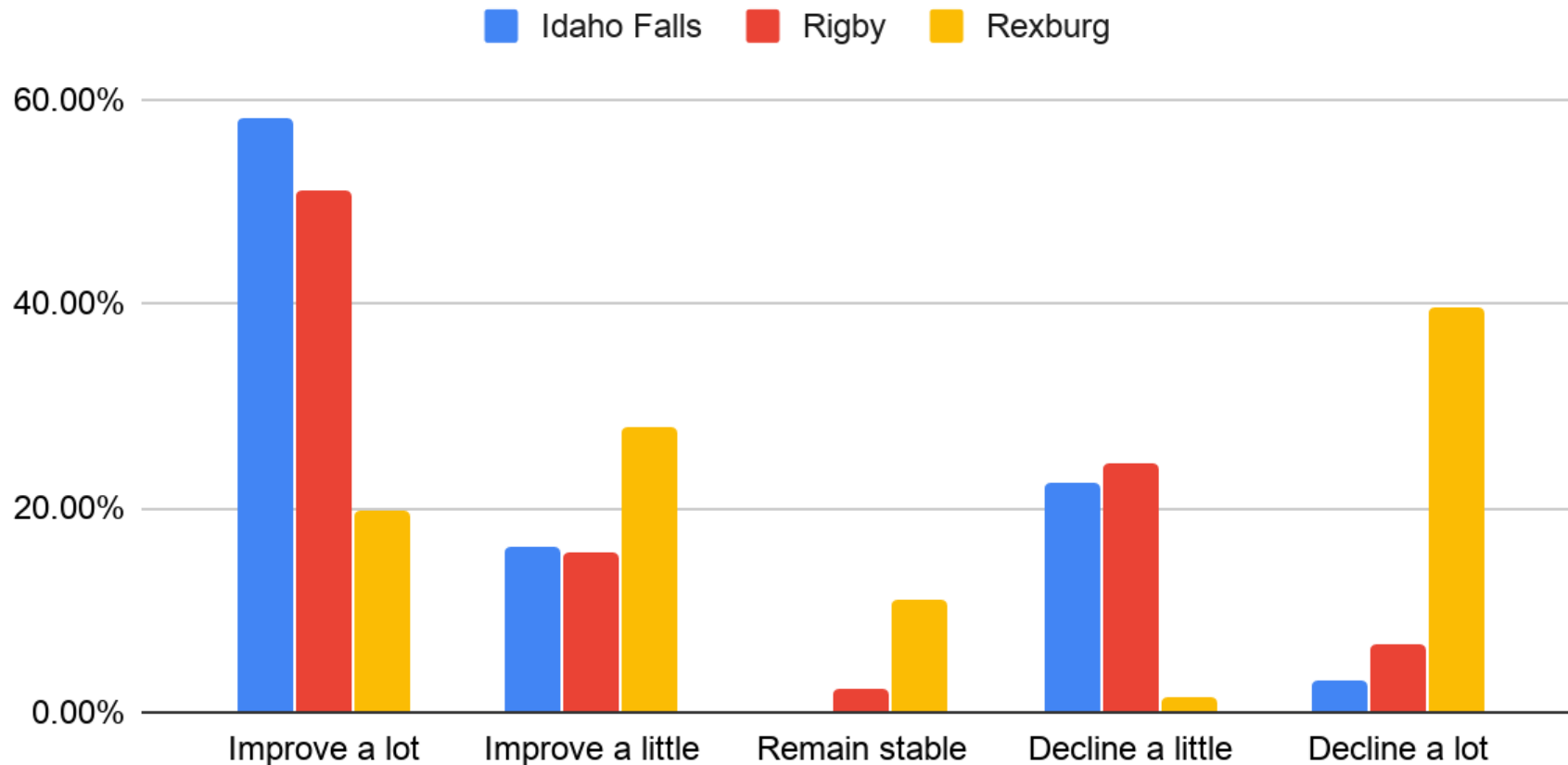


Poll posted in the Facebook Groups : 'Idaho Falls Moms,' 'I<3 life in Rexburg', 'I love Rigby and I'm allowed to talk about it'



Social Media Poll Consumer Confidence

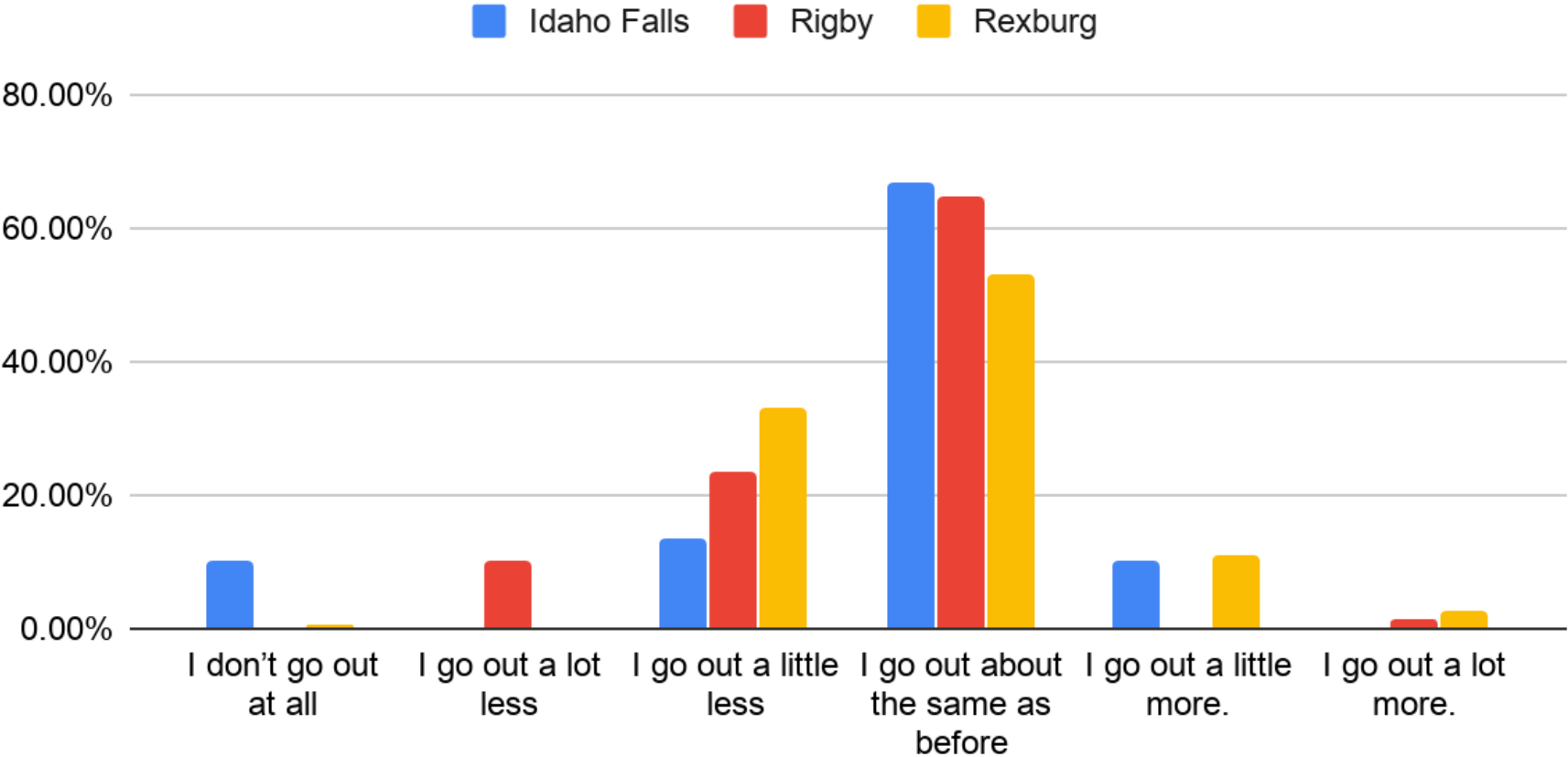
How do you expect the general economic situation to develop over the next 12 months?



Poll posted in the Facebook Groups : 'Life in Idaho Falls', 'I<3 life in Rexburg', 'I love Rigby and I'm allowed to talk about it'

Social Media Daily Activities

How have your daily activities changed since phase one started?

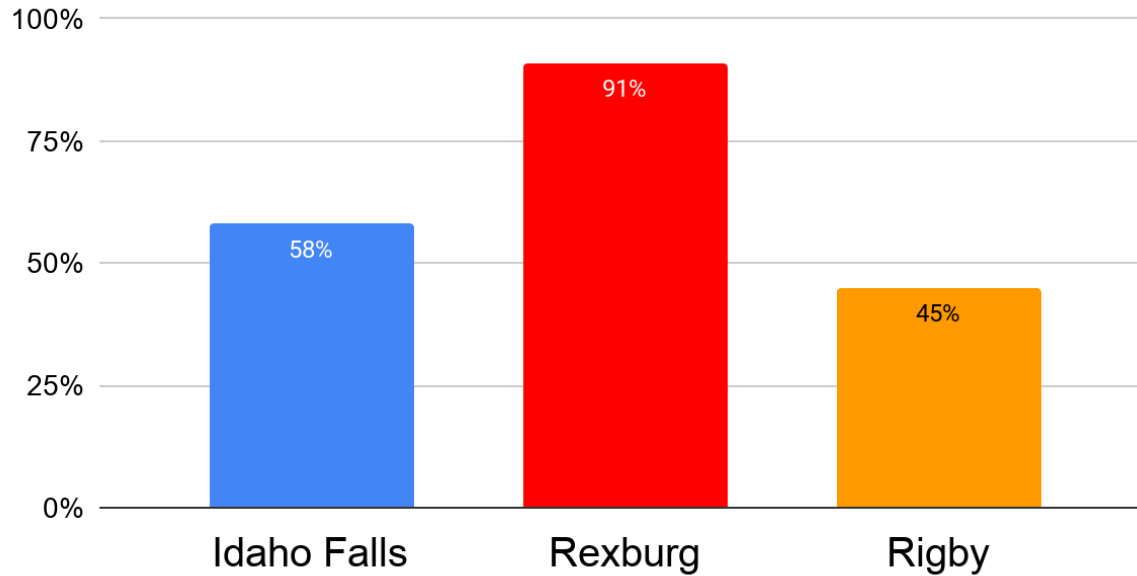


Poll posted in the Facebook Groups : 'Life in Idaho Falls', 'I<3 life in Rexburg', 'I love Rigby and I'm allowed to talk about it'



Eastern Idaho Hotels

What percentage of guests have you lost since the COVID-19 pandemic started?



Did your room rates drop due to the "Stay at Home" order starting in March?

	Rexburg	Idaho Falls	Rigby	Total
Yes	80%	75%	50%	73%
No	20%	35%	50%	37%

Did you have to layoff any employees due to the COVID-19 pandemic?

	Rexburg	Idaho Falls	Rigby	Total
Yes	40%	40%	50%	43%
No	60%	60%	50%	57%

Do you feel like the new *healthcare regulations will affect your business?

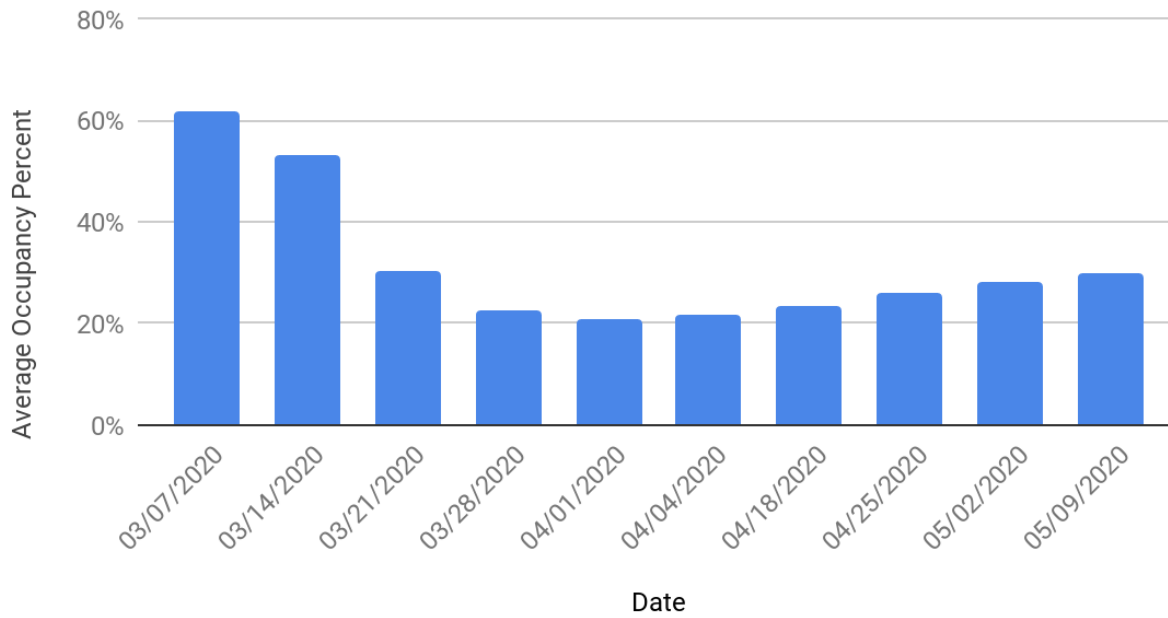
	Rexburg	Idaho Falls	Ribgy	Total
Yes	60%	40%	0%	42%
No	40%	60%	100%	58%

Each question was based off 12 responses given in the Southeastern Idaho area

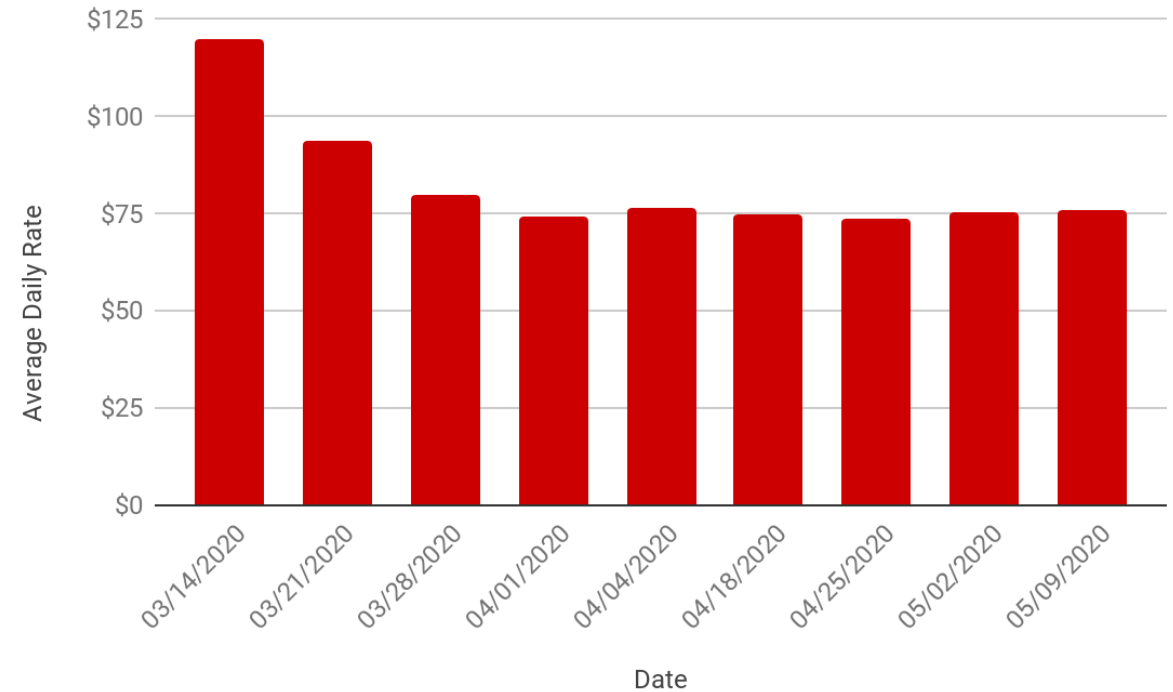
*This implies social distancing, food regulations etc.

US Hotel Weekly Data

US Hotel Weekly Occupancy Data



US Hotel Weekly Daily Rate



Graphs were taken from the following report:

http://www.hotelnewsnow.com/Articles/302395/STR_-US-hotel-results-for-week-ending-18-April

Eastern Idaho Real Estate

Real Estate Market Report - Bonneville, Jefferson, and Madison Counties (combined)

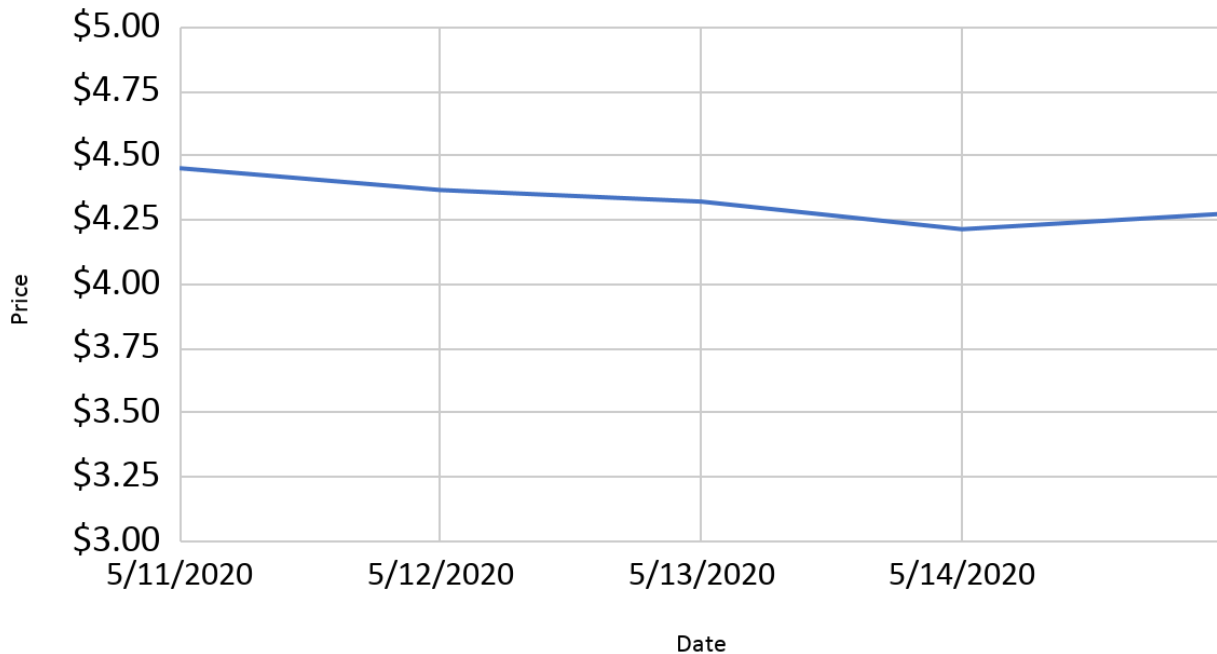
Date Range		Sold	New Listings	Median Sold Price	Average Sold Price	Days on Market	Total Home Sold \$ Value
2019	March 3-9	32	52	\$ 180,950	\$ 205,879	44	\$ 6,588,135
	March 10-16	45	49	\$ 205,000	\$ 217,479	55	\$ 9,786,555
	March 17-23	46	41	\$ 217,812	\$ 236,198	39	\$ 10,865,112
	March 24-30	47	58	\$ 220,600	\$ 244,122	49	\$ 11,473,725
	March 31-Apr 6	33	79	\$ 211,318	\$ 227,956	40	\$ 7,522,548
	Apr 7-13	43	59	\$ 205,450	\$ 224,580	32	\$ 9,656,922
	Apr 14-20	39	84	\$ 220,000	\$ 239,165	26	\$ 9,327,417
	Apr 21-27	39	82	\$ 212,000	\$ 255,495	39	\$ 9,964,296
	Apr 28-May 4	62	98	\$ 220,000	\$ 252,733	37	\$ 15,669,459
	May 5-11	53	97	\$ 265,000	\$ 280,362	39	\$ 14,859,185
	May 12-18	60	94	\$ 206,500	\$ 232,491	26	\$ 13,949,430
2020	March 1-7	39	48	\$ 228,375	\$ 301,263	35	\$ 11,749,275
	March 8-14	39	54	\$ 255,026	\$ 270,729	39	\$ 10,558,422
	March 15-21	49	83	\$ 231,000	\$ 274,236	31	\$ 13,437,541
	March 22-28	42	85	\$ 239,450	\$ 294,517	49	\$ 12,369,700
	March 29-Apr 4	34	91	\$ 222,044	\$ 245,788	35	\$ 8,356,788
	Apr 5-11	45	64	\$ 265,000	\$ 283,394	50	\$ 12,752,723
	Apr 12-18	40	60	\$ 242,500	\$ 272,992	40	\$ 10,919,692
	April 19-25	28	58	\$ 280,000	\$ 314,772	55	\$ 8,813,625
	April 26-May 2	41	77	\$ 246,000	\$ 269,940	18	\$ 11,067,550
	May 3-9	41	88	\$ 250,000	\$ 252,655	17	\$ 10,358,875
	May 10-16	38	81	\$ 260,000	\$ 269,447	28	\$ 10,239,000

Source: Snake River Multiple Listing Service

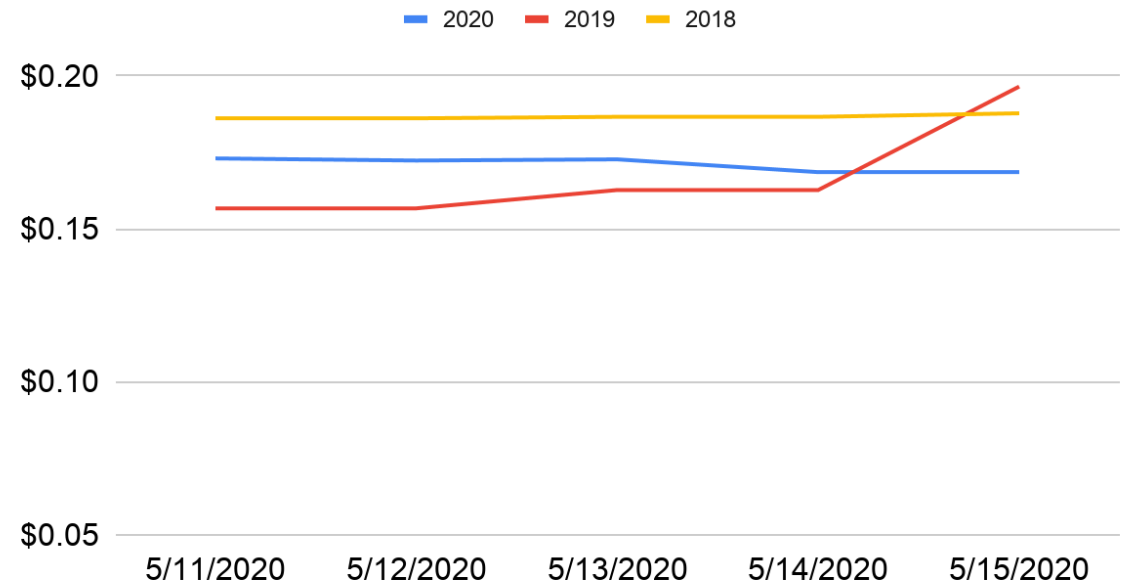


Agricultural Weekly Prices

Average wheat prices received by farmers in Blackfoot Idaho



Average potato prices received by farmers

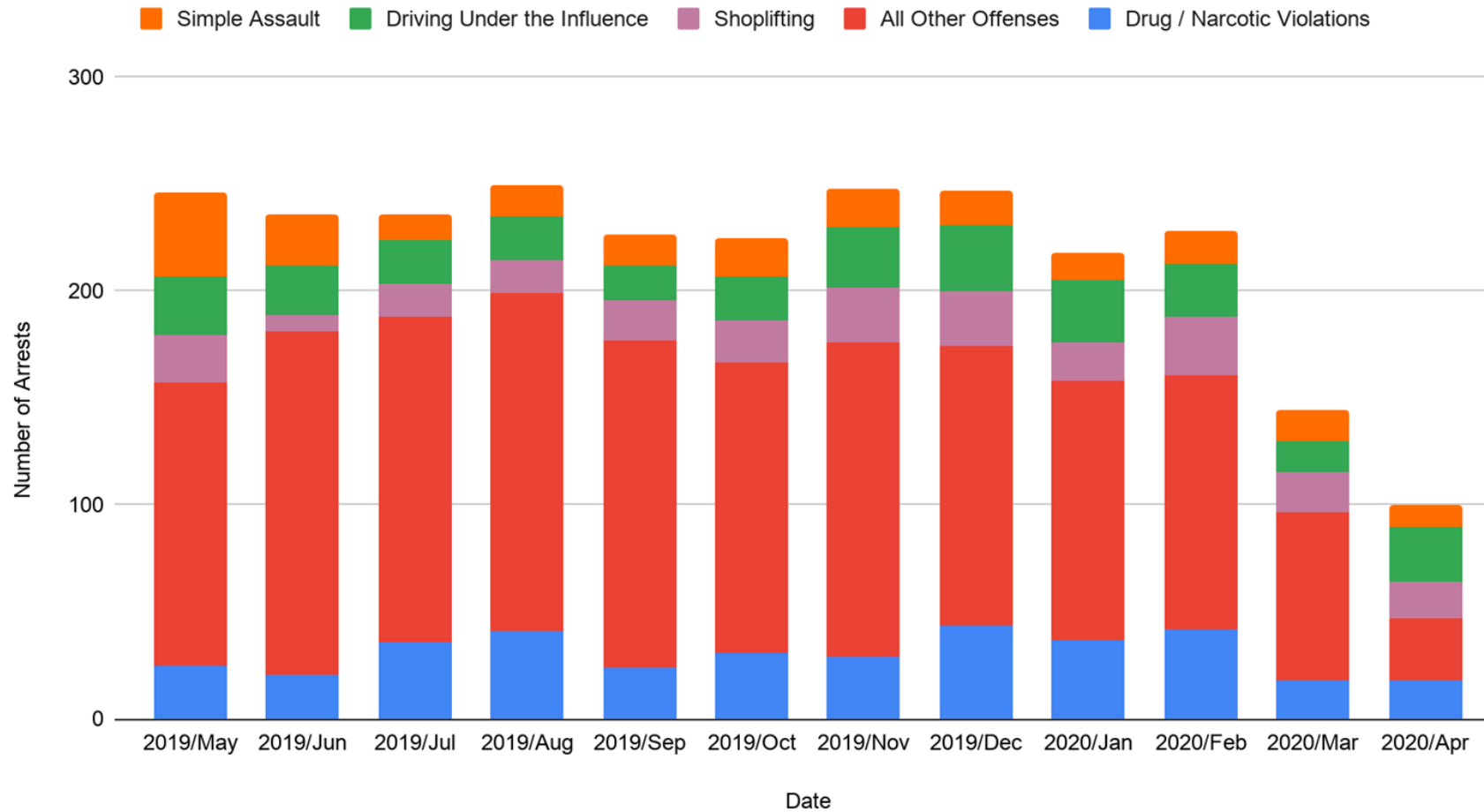


- Potato prices have dropped 2.6% in the last week. Potato prices are similar to 2018 and 2019 prices but headed in a negative direction.
- Wheat prices have dropped 1.4% in the last week.

Potato Data from USDA-Department of Agriculture. Wheat Data given from Idaho Farm Bureau Federation.

Bonneville Criminal Activity and Arrests

Arrests for the Top 5 Offenses in Bonneville County (As of the end of April)



Bonneville Criminal Activity and Arrests

Compared to Bonneville Counties population of 119,062

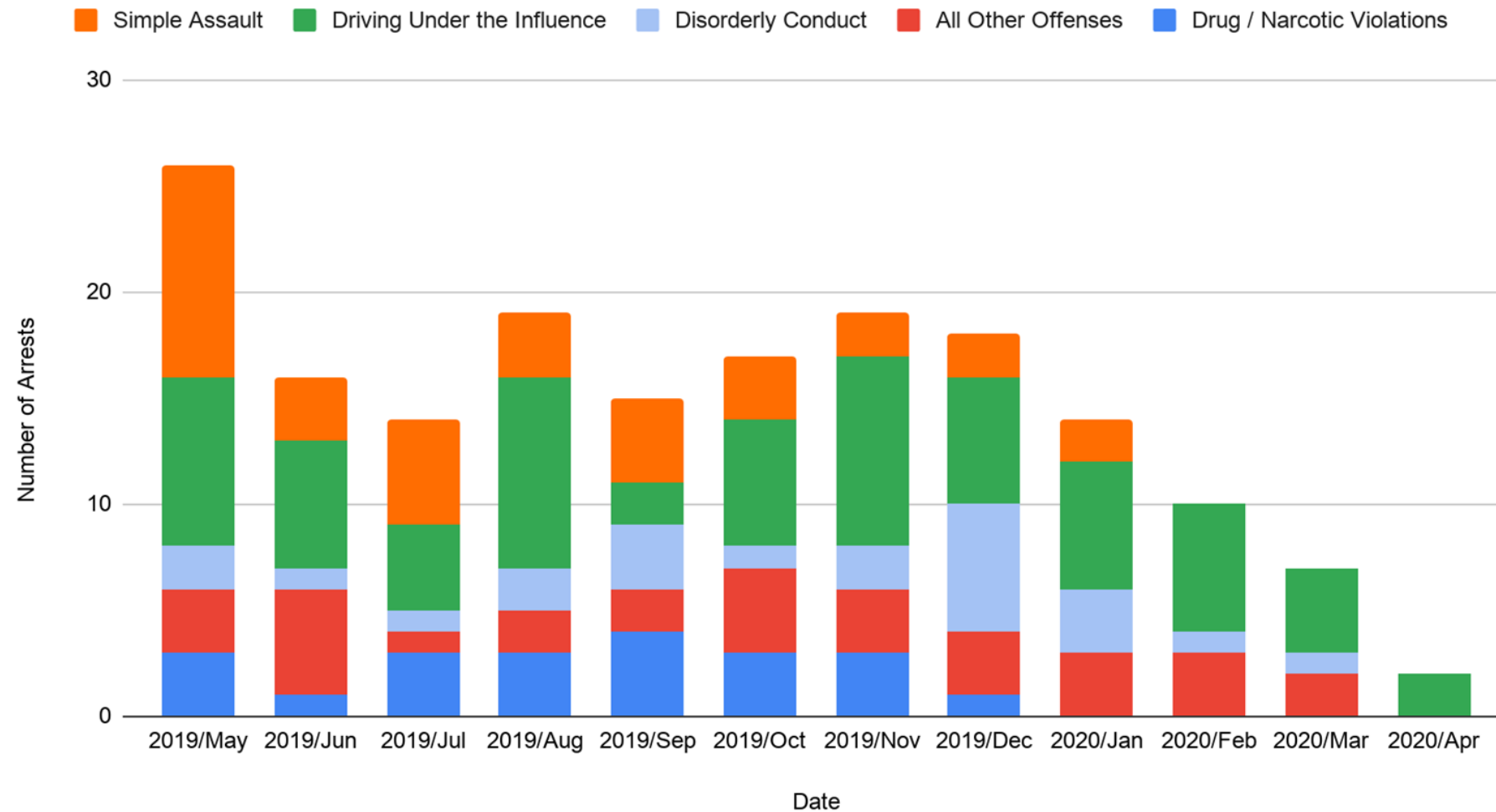
In 2019, there was an average of 8 arrest per 1,000 people in the first terminal.

In 2020, there was an average of 7 arrets per 1,000 people in the first terminal

Monthly Tracker: Number Of Incidentis			
Month	2019	2020	Percent Change in Number of Arrests
Jan	229	231	1%
Feb	167	231	38%
Mar	274	185	-32%
Apr	236	149	-37%

Jefferson Criminal Activity and Arrests

Arrests for the Top 5 Offenses in Jefferson County (As of the end of April)



Jefferson Criminal Activity and Arrests

Compared to Jefferson Counties population of 29,871

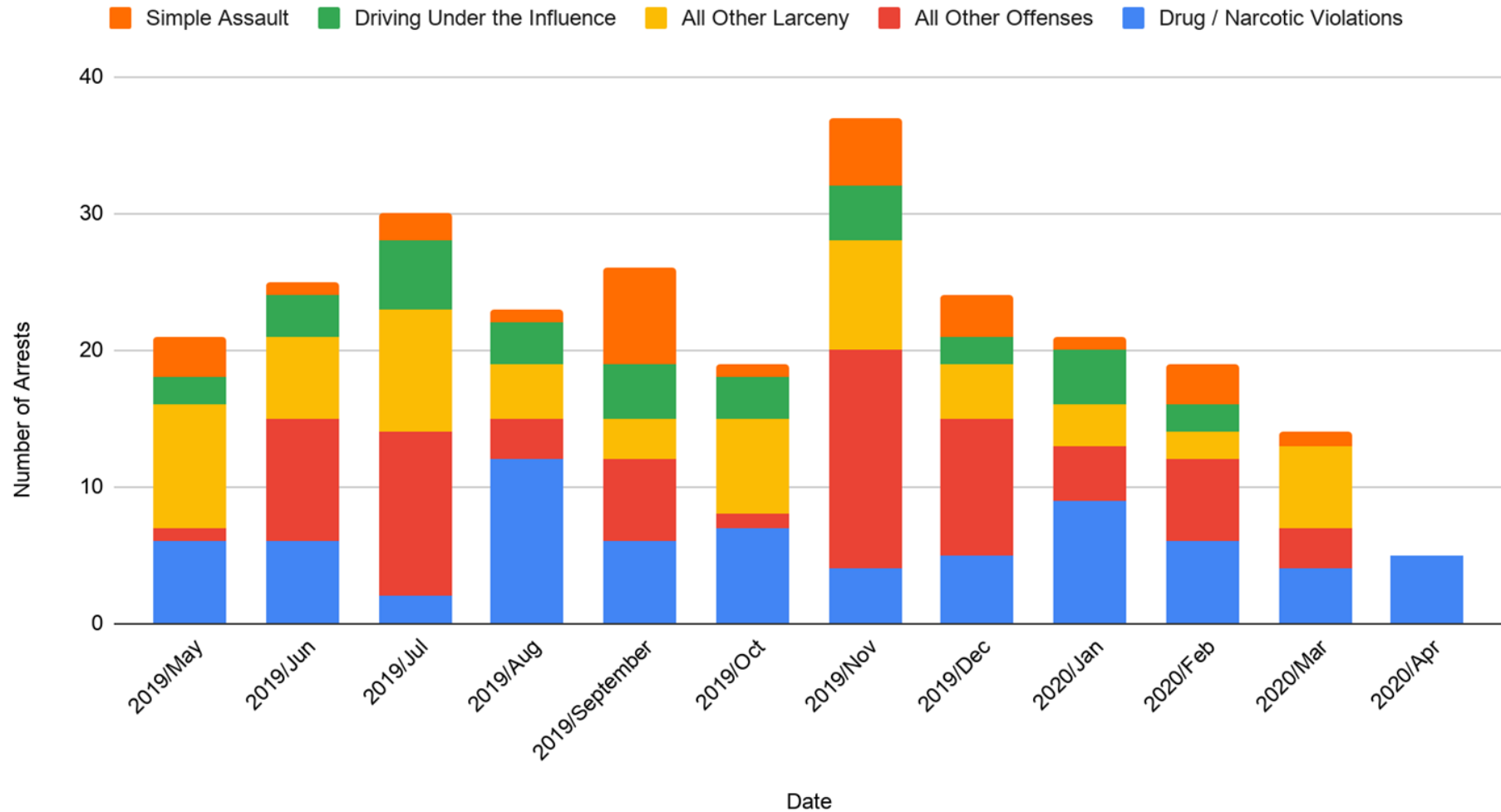
In 2019, there was an average of 4 arrest per 1,000 people in the first terminal.

In 2020, there was an average of 3 arrets per 1,000 people in the first terminal

Monthly Tracker: Number Of Incident			
Month	2019	2020	Percent Change in number of Arrests
Jan	39	26	-33%
Feb	19	18	-5%
Mar	25	18	-28%
Apr	27	18	-33%

Madison Criminal Activity and Arrests

Arrests for the Top 5 Offenses in Madison County (As of the end of April)



Madison Criminal Activity and Arrests

Compared to Madison Counties population of 39,907

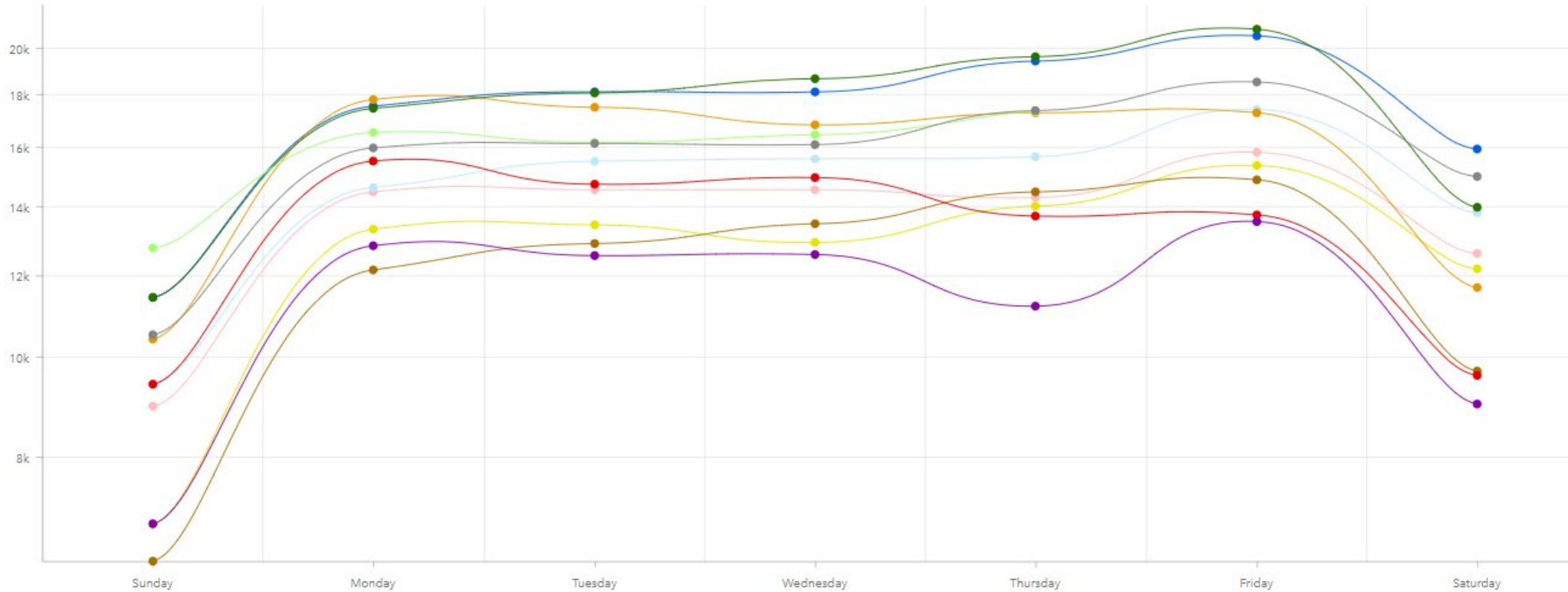
In 2019, there was an average of 3 arrest per 1,000 people in the first terminal.

Update to follow 2020 terminal.

Monthly Tracker: Number Of Incidents			
Month	2019	2020	Percent Change in Number of Arrests
Jan	18	14	-22%
Feb	23	18	-22%
Mar	30	No Incidents Submitted	
Apr	23	No Incidents Submitted	

Traffic Volumes - Bonneville

Weekly Traffic Volumes

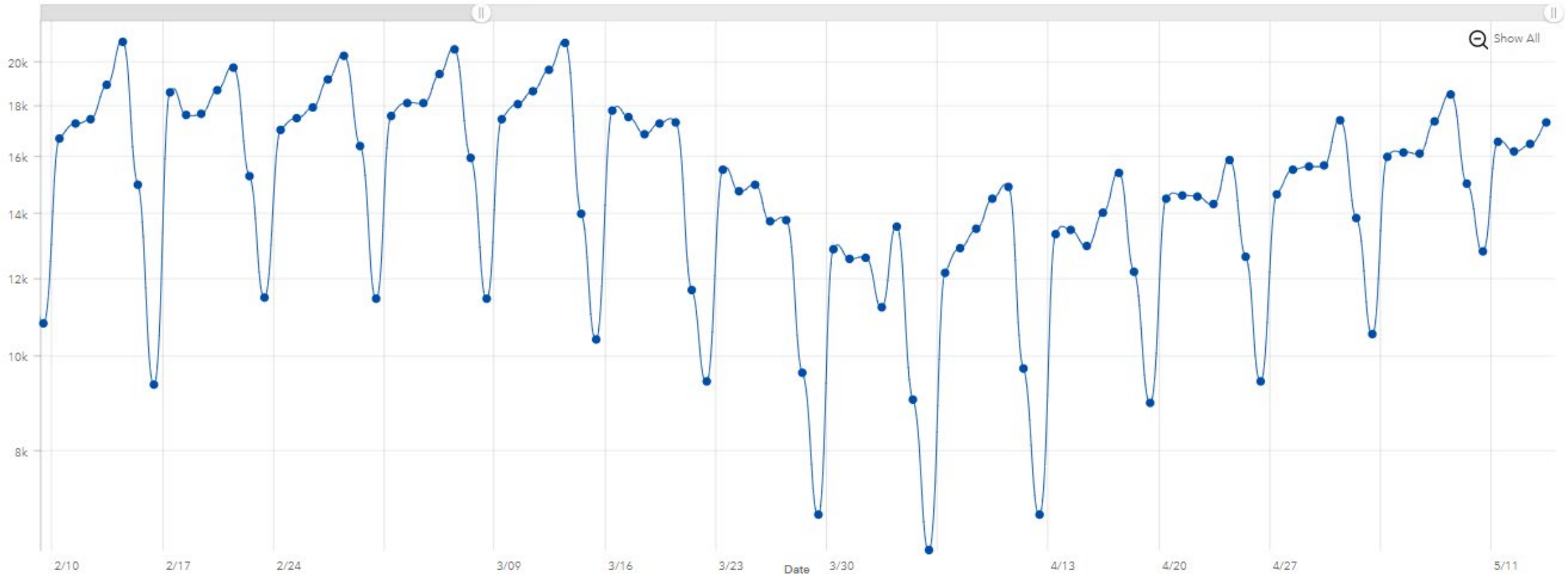


Last update: a few seconds ago

Traffic Volumes - Bonneville

Average Daily Traffic Trends from February 10th to May 14th

Average Daily Traffic Volumes for 2020

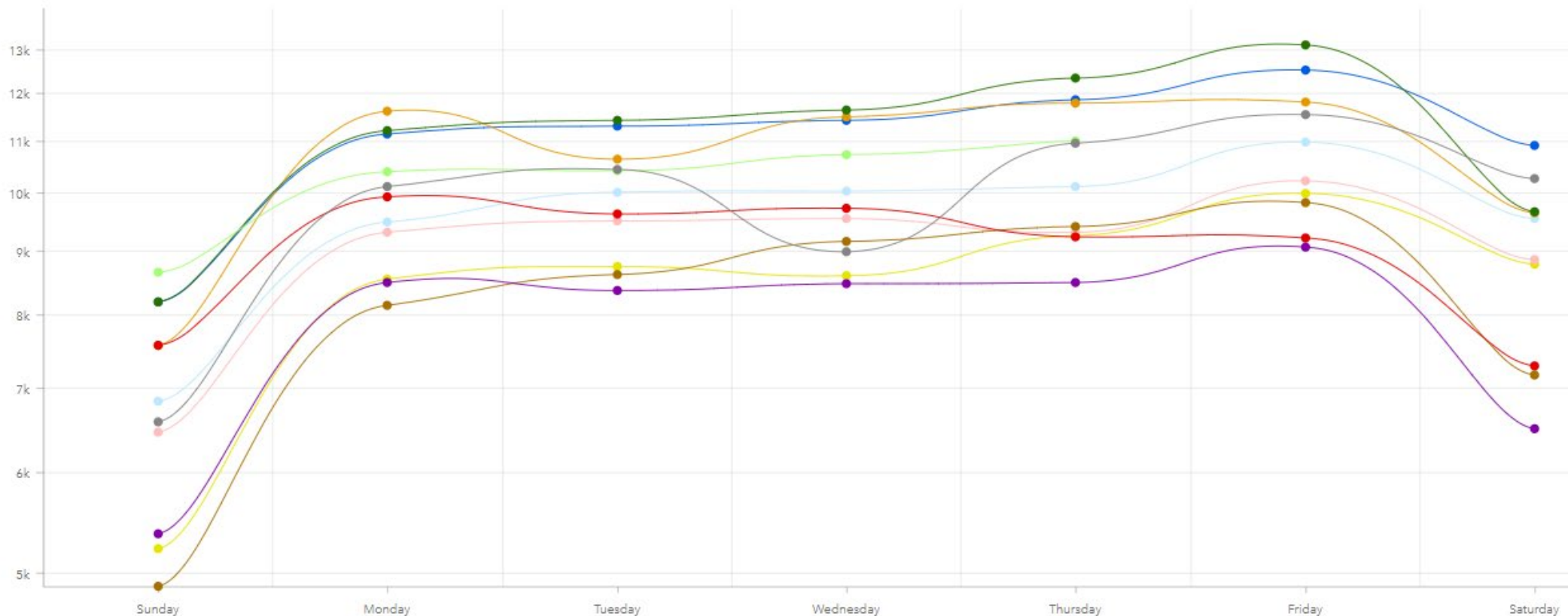


Last update: a minute ago



Traffic Volumes - Jefferson

Weekly Traffic Volumes



- March 1, 2020-March 7, 2020
- March 8, 2020-March 14, 2020
- March 15, 2020-March 21, 2020
- March 22, 2020-March 28, 2020
- March 29, 2020-April 4, 2020
- April 5, 2020-April 11, 2020
- April 12, 2020-April 18, 2020
- April 19, 2020-April 25, 2020
- April 26, 2020-May 2, 2020
- May 3, 2020-May 9, 2020
- May 10, 2020-May 16, 2020

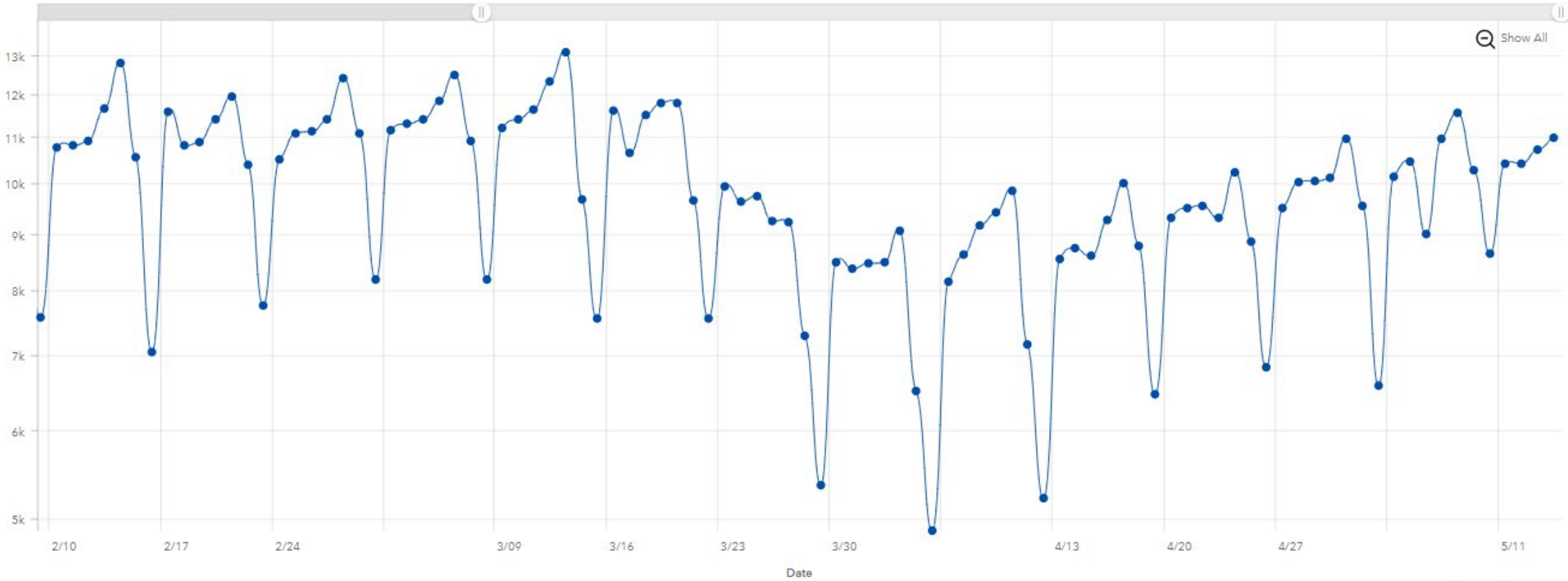
Last update: a few seconds ago



Traffic Volumes - Jefferson

Average Daily Traffic Trends from February 10th to May 14th

Average Daily Traffic Volumes for 2020

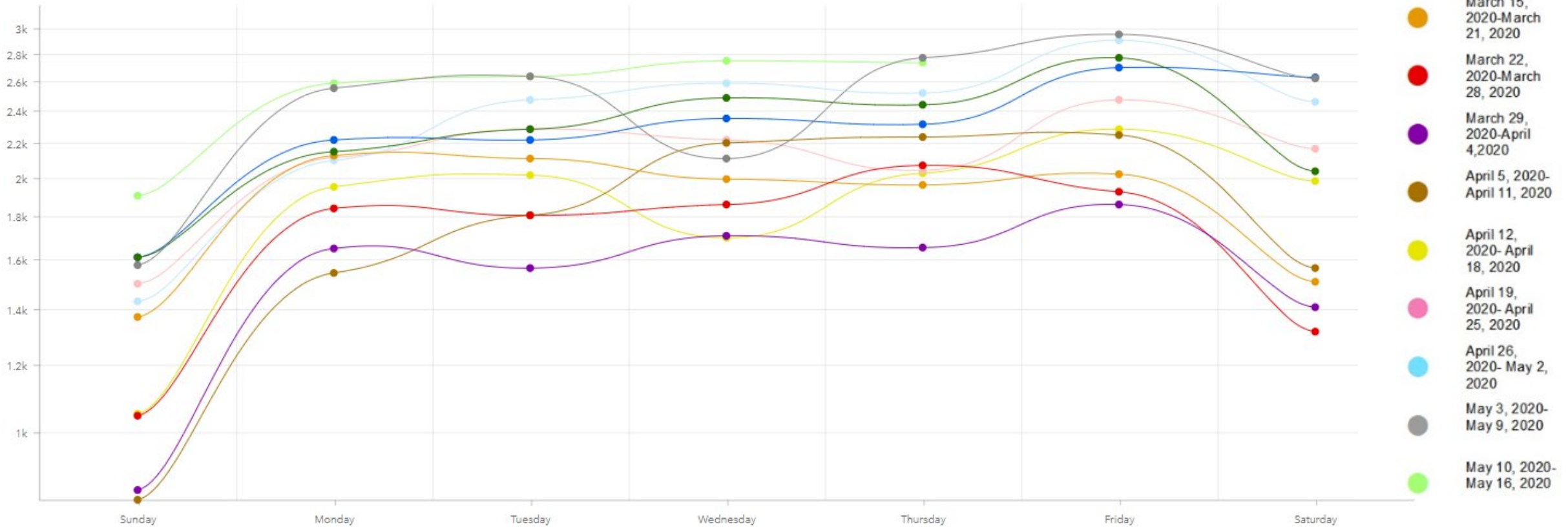


Last update: a minute ago



Traffic Volumes - Madison

Weekly Traffic Volumes

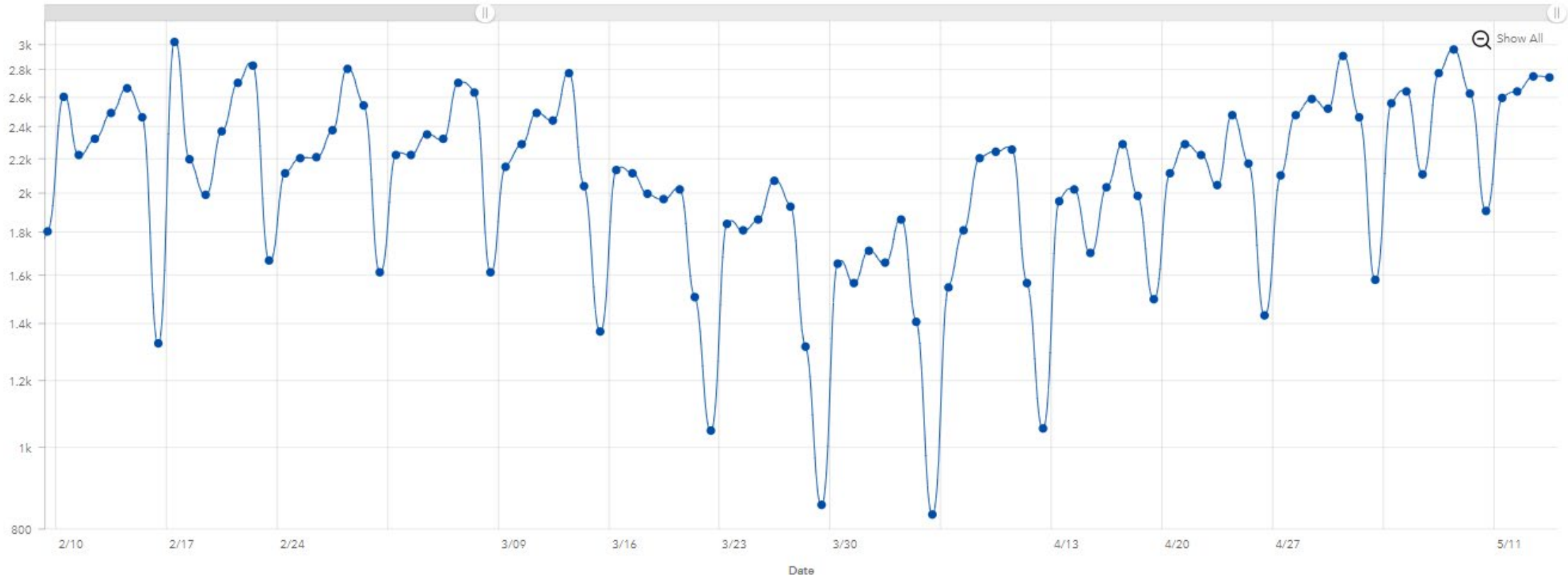


Last update: a few seconds ago

Traffic Volumes - Madison

Average Daily Traffic Trends from February 10th to May 14th

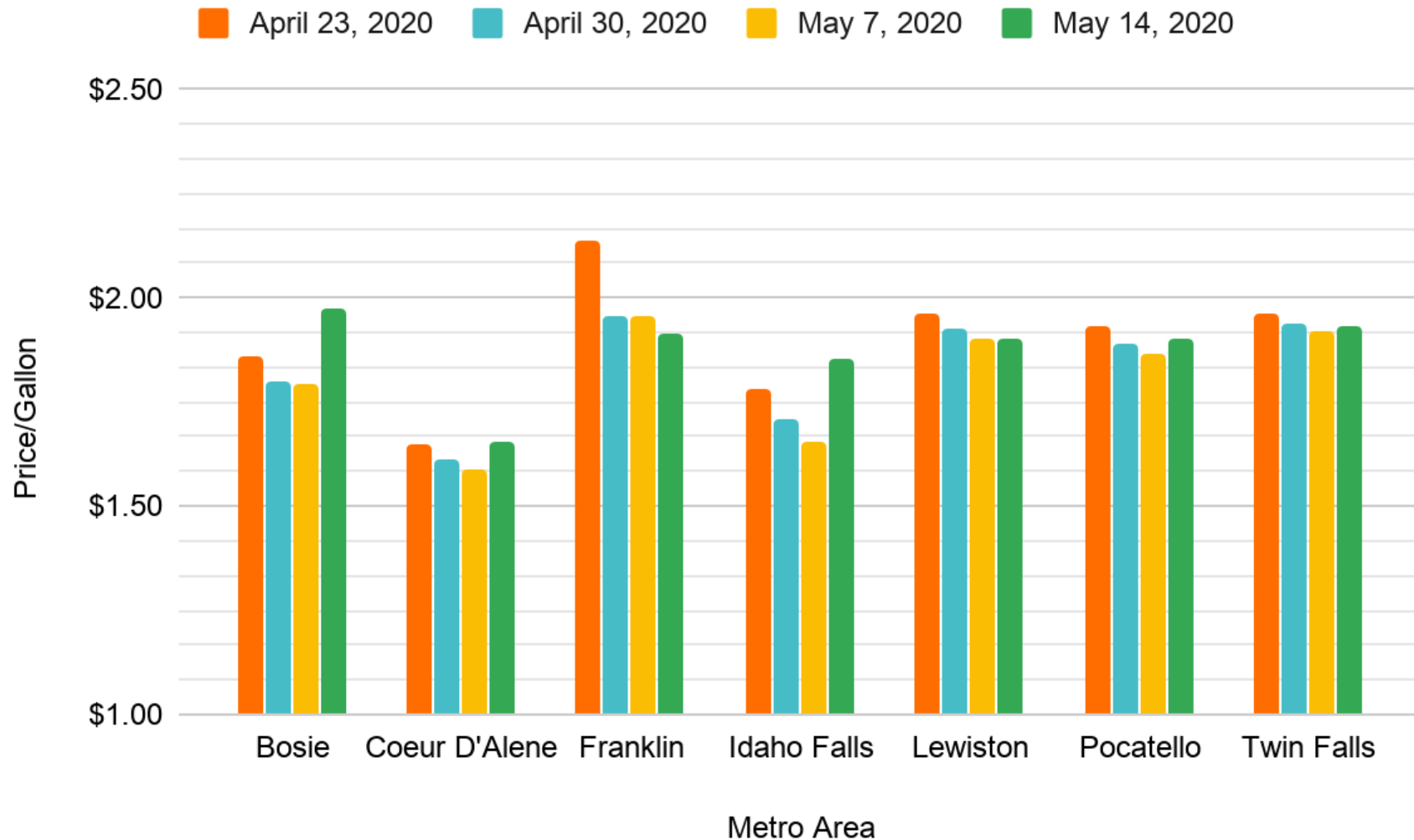
Average Daily Traffic Volumes for 2020



Last update: a few seconds ago



Idaho Metro Gasoline Prices



Idaho Metro Gasoline Prices

	Bosie			Idaho Falls			Pocatello			Twin Falls		
	Regular	Premium	Diesel	Regular	Premium	Diesel	Regular	Premium	Diesel	Regular	Premium	Diesel
May 14, 2020	\$1.98	\$2.25	\$2.43	\$1.85	\$2.25	\$2.17	\$1.90	\$2.26	\$2.62	\$1.93	\$2.23	\$2.47
May 14, 2019	\$3.26	\$3.52	\$3.27	\$1.92	\$2.47	\$2.40	\$3.19	\$3.47	\$3.26	\$3.22	\$3.47	\$3.22

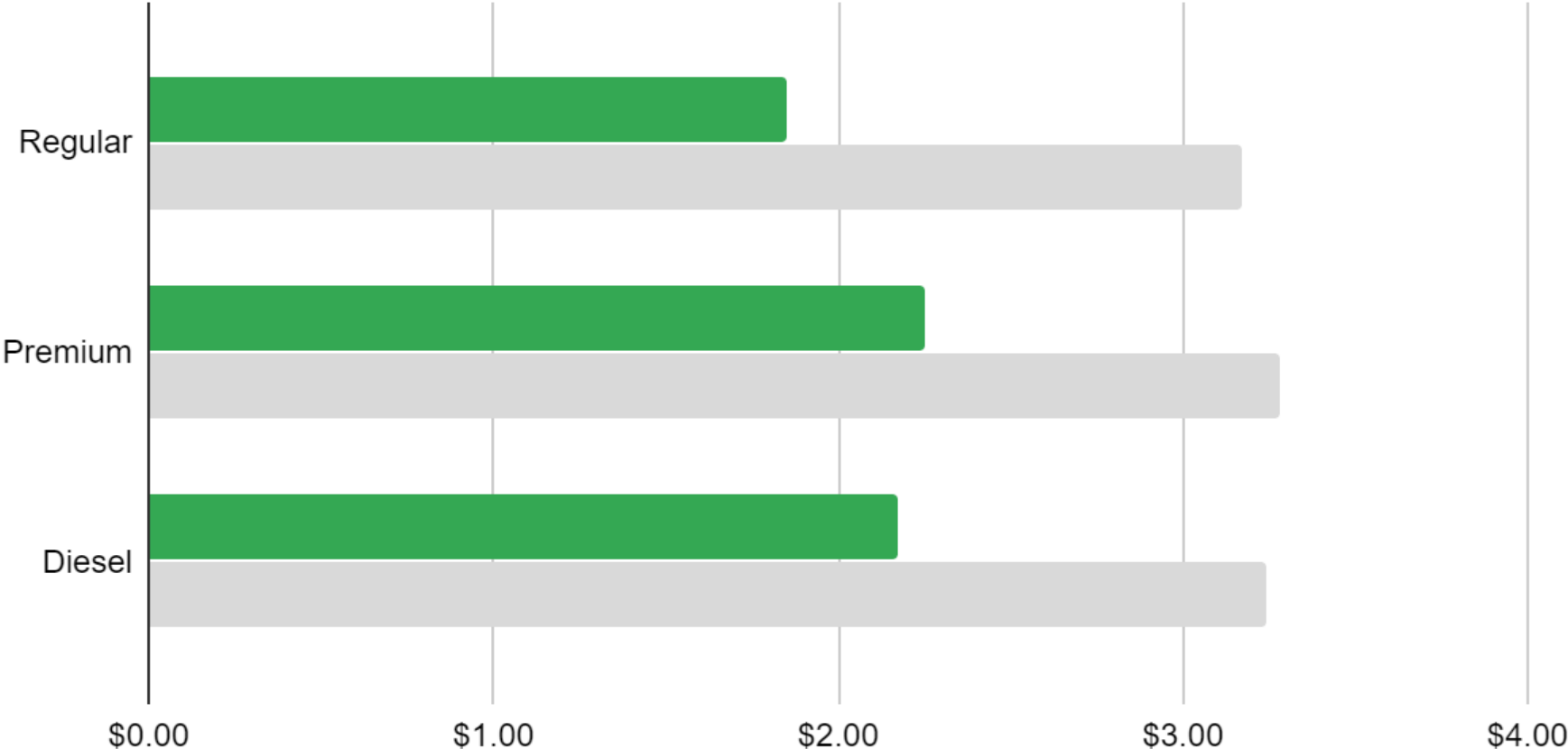
AAA. 2020. Gas Prices. May 14. Accessed May 14, 2020. <https://gasprices.aaa.com/?state=ID>.



Idaho Falls Gasoline Price

Idaho Falls Gasoline Price Year Comparison

■ May 14, 2020 ■ May 14, 2019

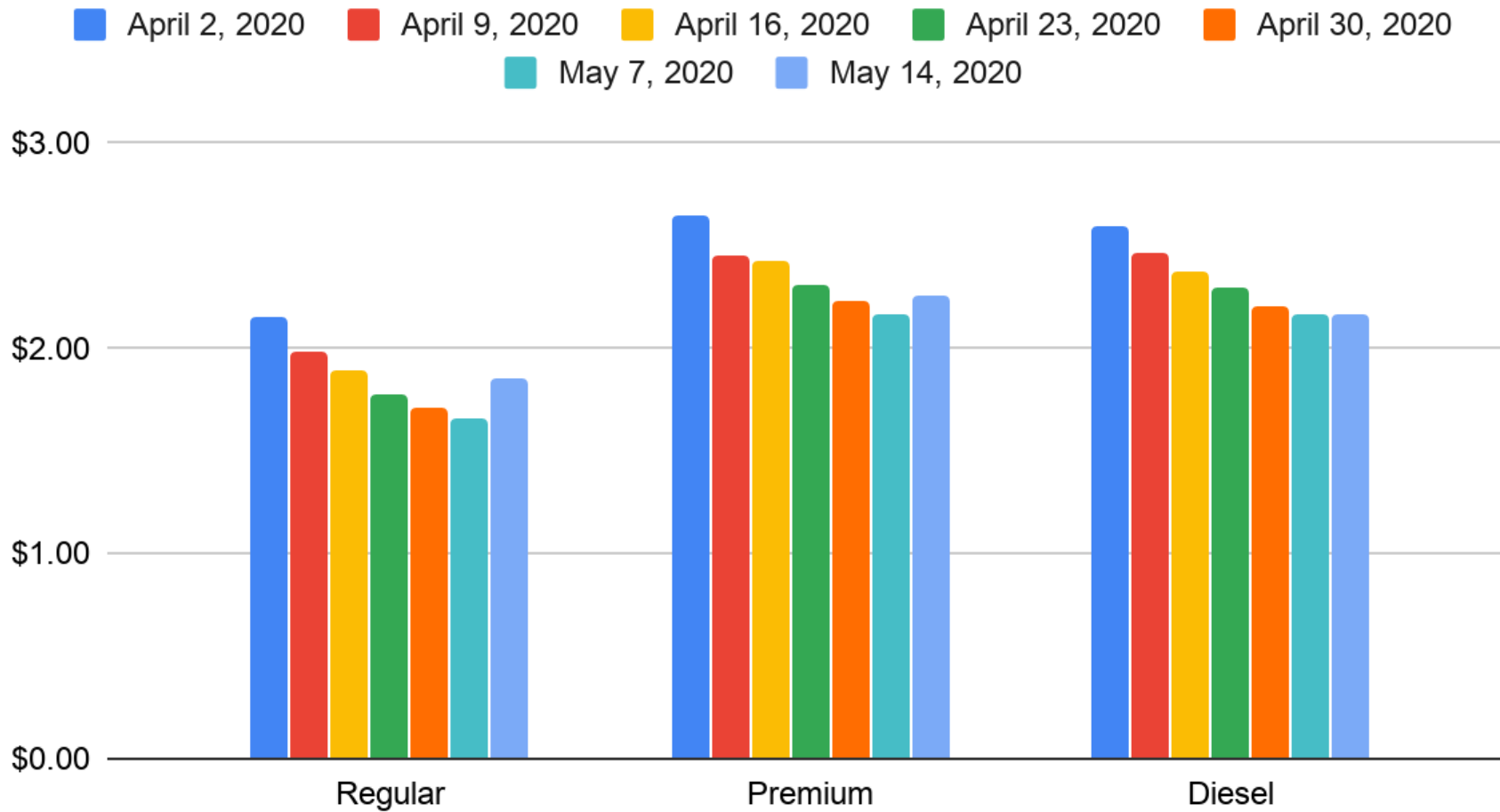


Idaho Falls' average metro area gasoline price with previous year comparison



AAA. 2020. Gas Prices. May 14. Accessed May 14, 2020. <https://gasprices.aaa.com/?state=ID>.

Idaho Falls Gasoline Prices



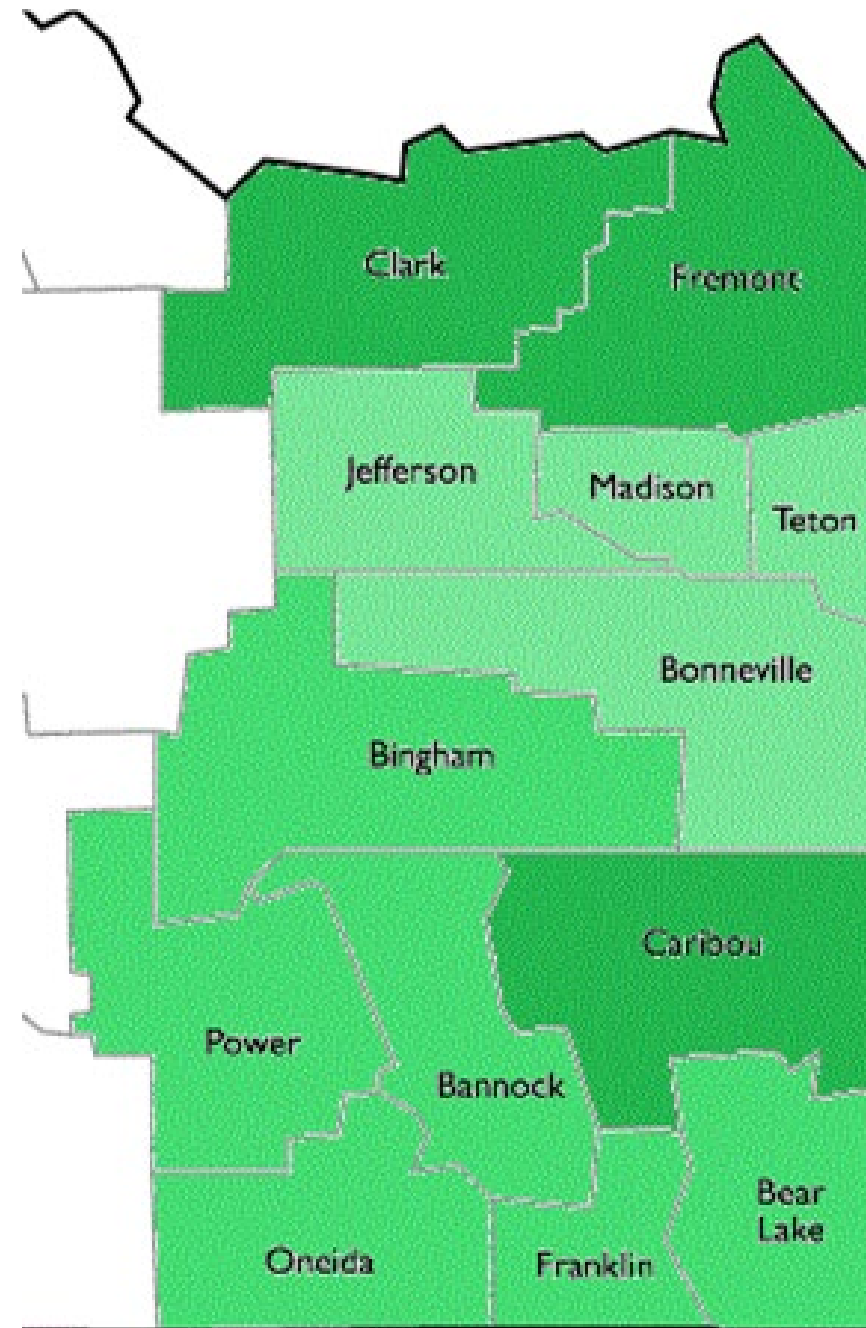
Idaho Falls Gasoline Prices



Idaho Counties Gasoline Prices

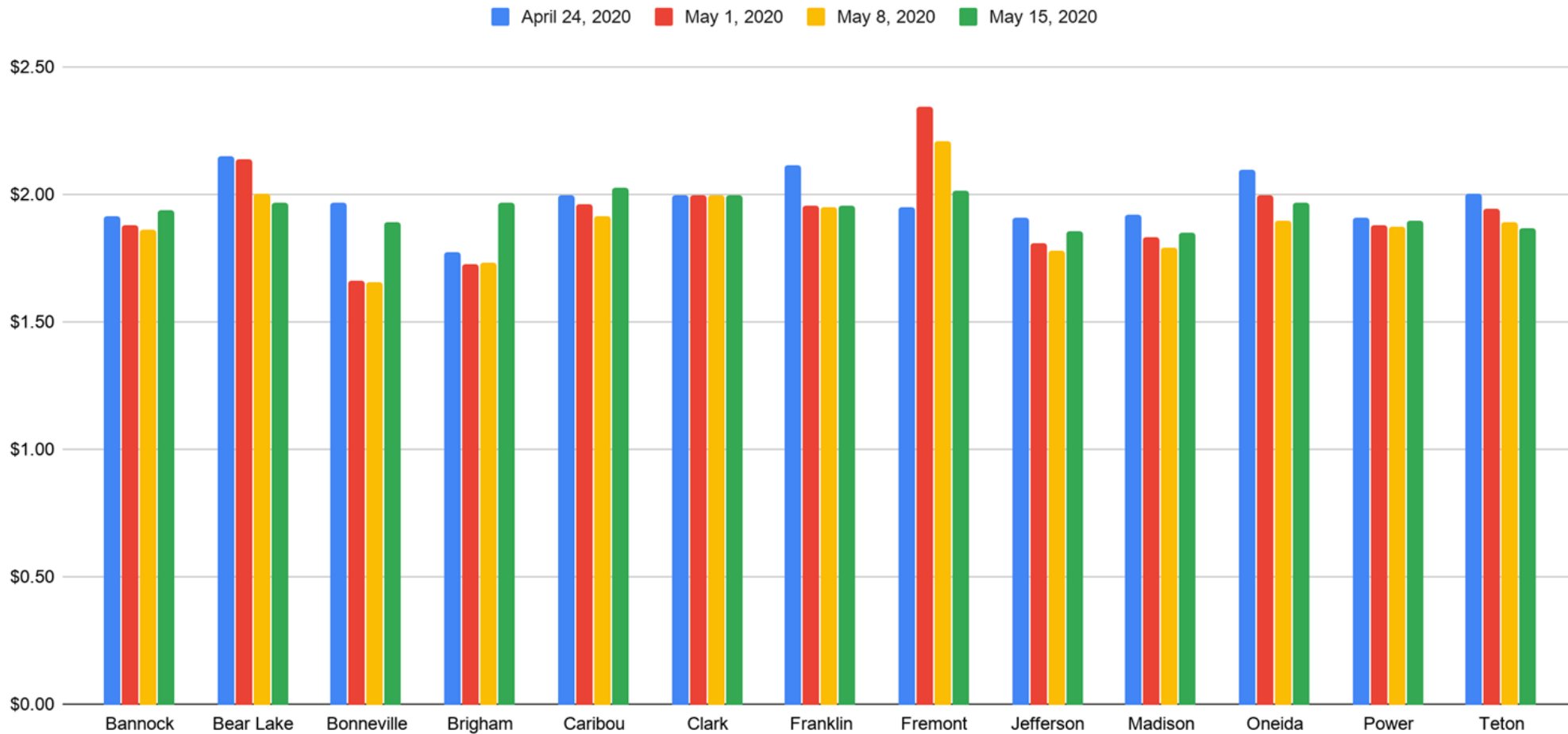
Average Regular Gasoline Prices

	\$1.50 - \$1.59
	\$1.60 - \$1.69
	\$1.70 - \$1.79
	\$1.80 - \$1.89
	\$1.90 - \$1.99
	\$2.00 - \$2.09
	\$2.10 - \$2.19



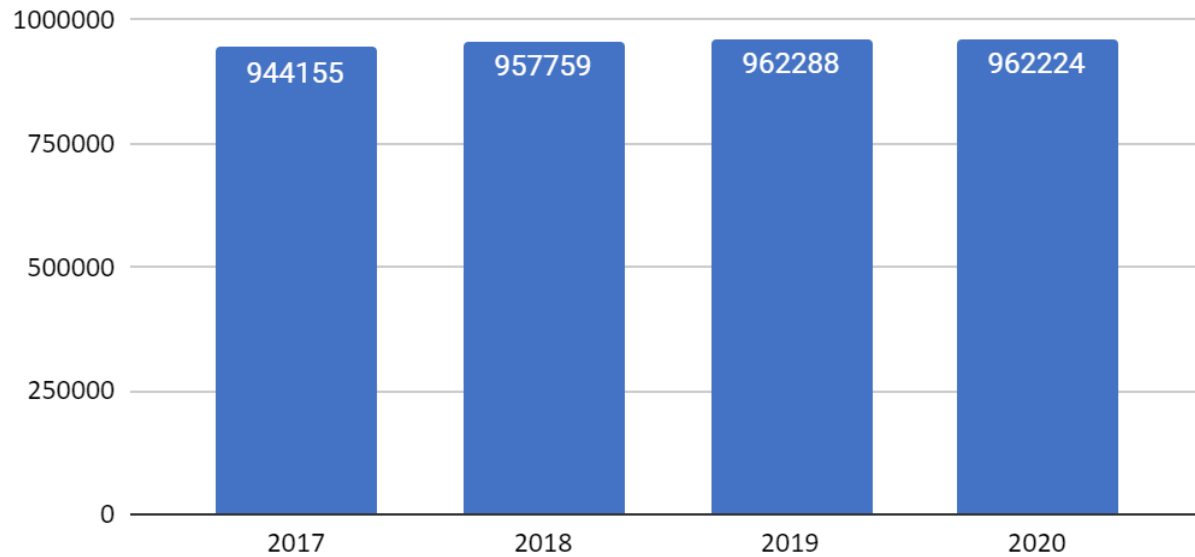
Idaho Counties Gasoline Prices

Regular Gasoline Prices in East Idaho Counties

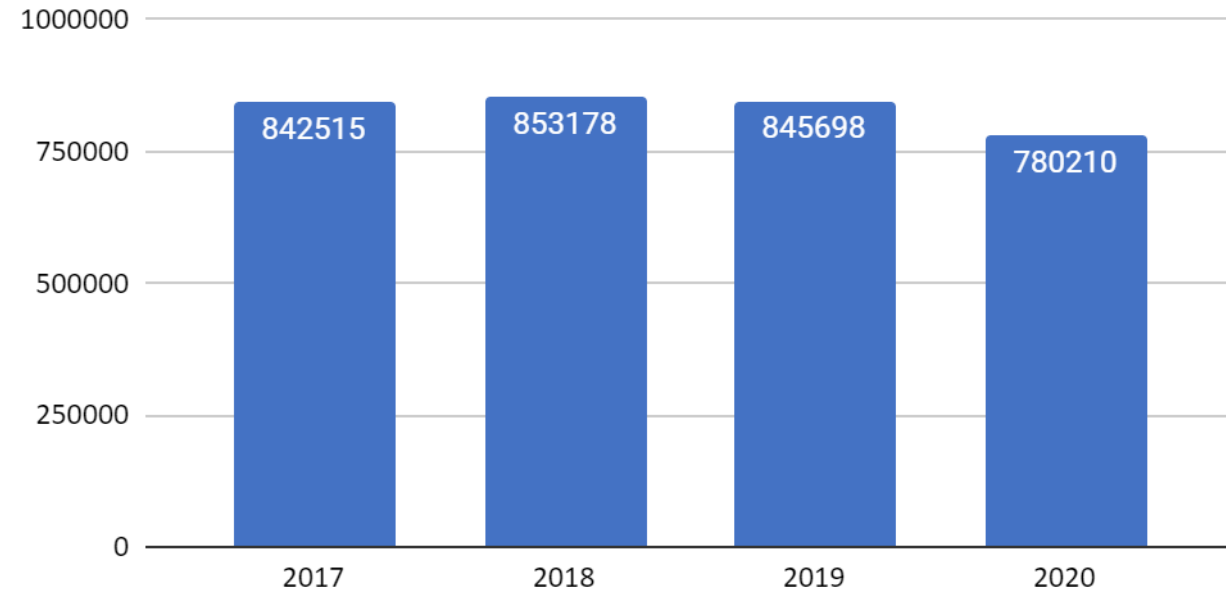


Electricity Demand

Bonneville Power Administration Weekly Electricity Demand (MWh) May 8-May 14



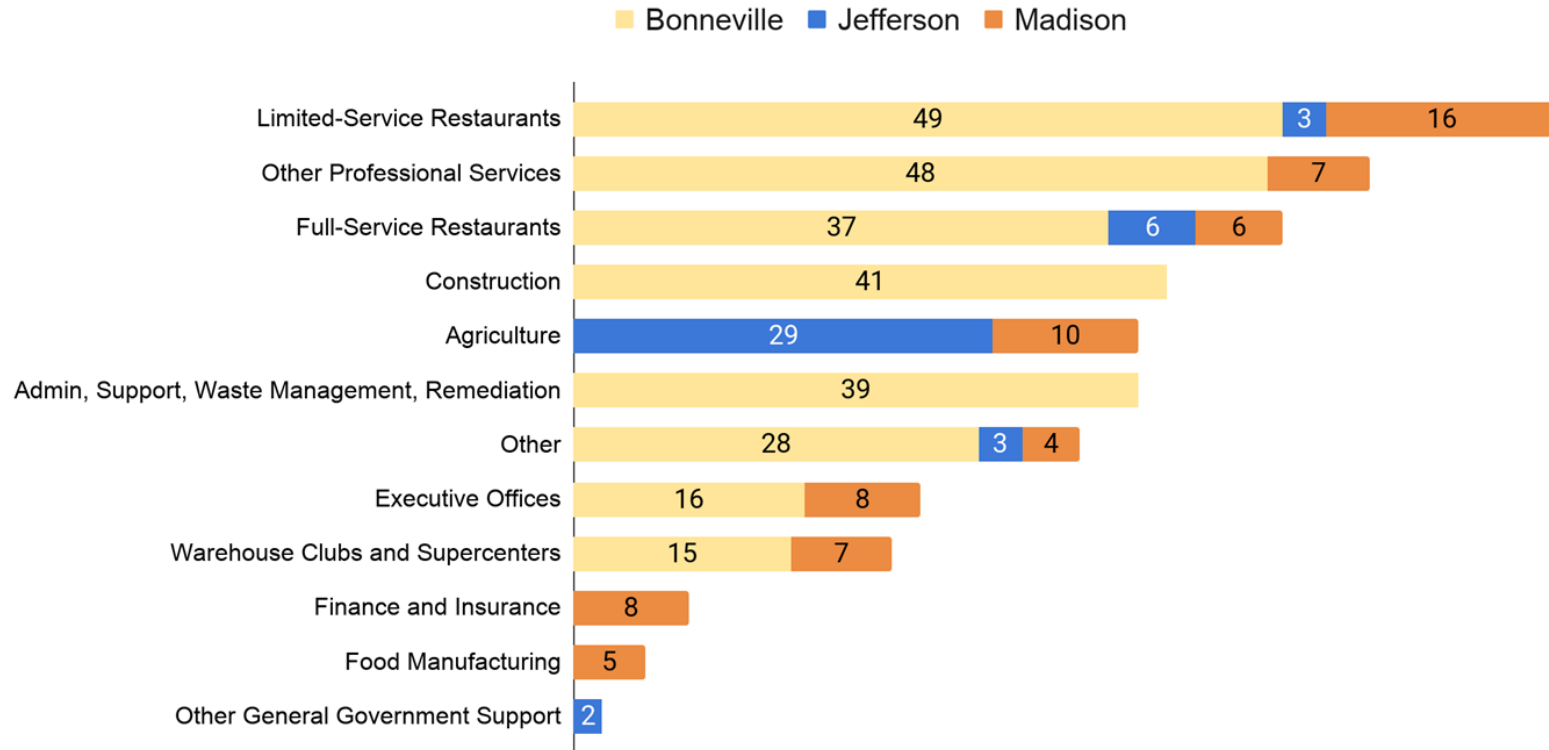
PacifiCorp East Weekly Electricity Demand (MWh) May 8-May 14



Job Openings Overview

Job Openings by Industry

As of May 15, 2020



Job Openings in these 3 counties combined account for 10.06% of job openings in Idaho.

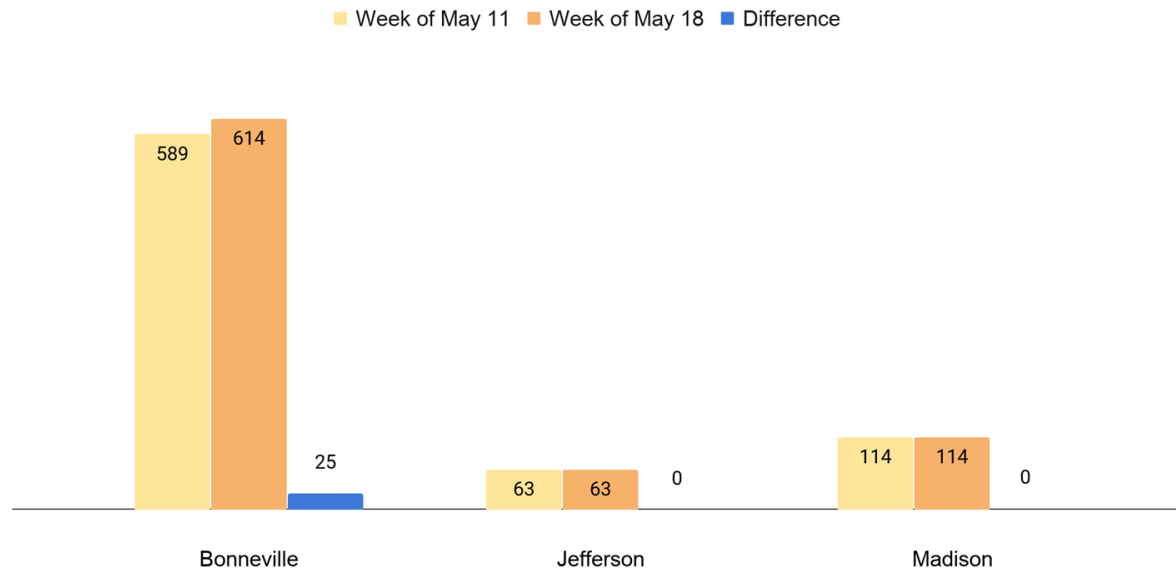
Source: [Idaho Department of Labor](#)



Job Openings Overview

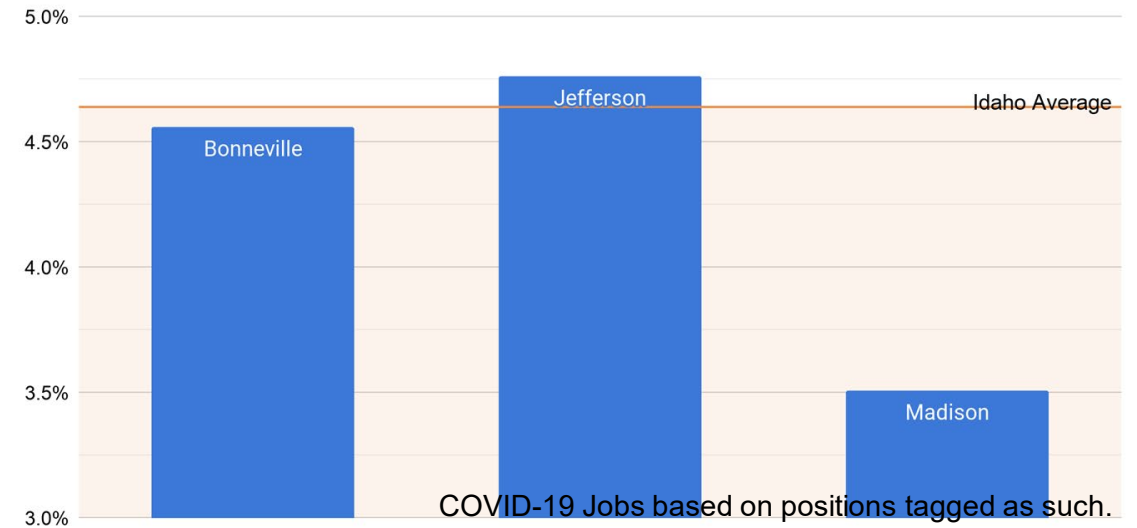
Job Openings Comparison by County

As of May 15, 2020



Openings for COVID-19 Essential Jobs as Percentage of Total Openings

As of May 15, 2020

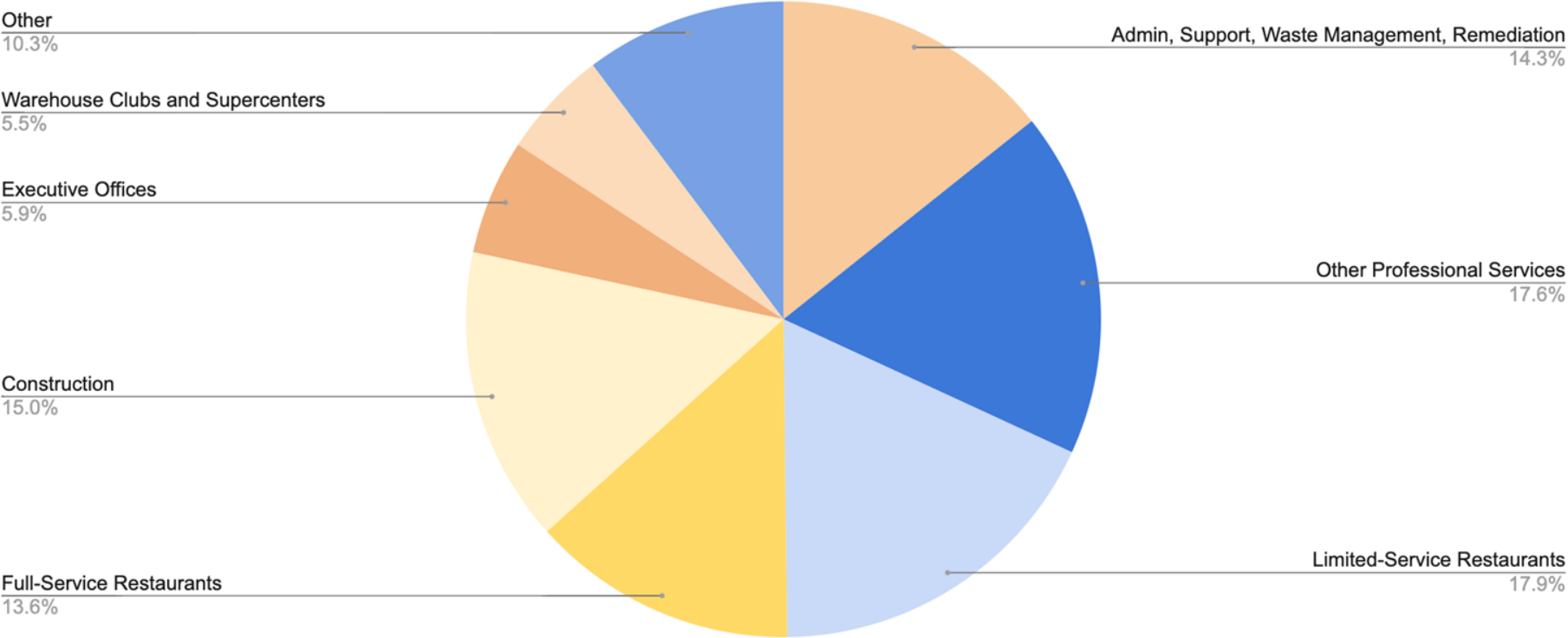


Source: [Idaho Department of Labor](#)

Job Openings - Bonneville County

Bonneville County Job Openings

As of May 15, 2020



Source: [Idaho Department of Labor](#)

***COVID-19 Essential Job



Job Openings - Bonneville County

Latest Job Openings by Employer:

- T and T Lawn Service***
- [Idaho National Laboratory](#)
- Rotech Healthcare Inc.
- [Knife River Corp Mountain West Division](#)
- Allegheny Science and Technology
- FleetPride
- Kforce
- Petco
- LKQ Corporation
- Sportsman's Warehouse
- HCA, Hospital Corporation of America
- C & B Operations, LLC
- Duane Reade
- [McDonald's](#)
- AdvancedHomeServices
- [Easter Seals Goodwill Northern Rocky Mountain](#)
- DownEast Outfitters
- Avenue5 Residential, LLC
- [Melaleuca](#)
- [Walgreens](#)
- Kelly Services
- Washington Federal
- Peak Security
- [Buffalo Wild Wings](#)
- [Good Samaritan Society](#)
- MSys Inc.
- Staples
- UPS
- BP Americas, Inc.
- Idaho Division of Human Resources
- Maverick
- Waste Connections, Inc
- [Jacobs](#)
- Camping World
- Tradehome Shoes
- Idaho Central Credit Union
- Delta Fire Systems, Inc.
- East Idaho Credit Union
- Winco Foods
- Concrete Construction Supply
- Rich Broadcasting
- Admiral Beverage Corporation (Pepsi)
- Fluor Idaho, LLC

- Snow Eagle Brewing and Grill
- American Staffing, Inc.
- Handy M.E. LLC
- North Wind Group
- Monticello Montessori Charter School
- [City of Idaho Falls](#)
- Habitat for Humanity Idaho Falls Area
- Morton Buildings, Inc
- [Granite Construction Incorporated](#)
- Eastern Idaho Community Action Partnership
- Progrexion
- Western Transport Inc.

***COVID-19 Essential Job

Companies listed in [blue](#) have 6 or more job offerings

Source: [Idaho Department of Labor](#)



Job Openings - Bonneville County

Older Job Openings:

- Crossmark
- [Engineering System Solutions](#)
- Applied Materials
- [Sonic Drive-In](#)
- [CDM Smith](#)
- Papa John's International
- [Dominos Pizza***](#)
- [Olive Garden](#)
- Starbucks Coffee Company
- [Pizza Hut](#)
- [AutoZone, Inc.](#)
- System One Services
- Grifols Shared Services North America, Inc.
- Pilot Flying J
- U-Haul
- Signature Service
- Western States Equipment Company
- NTG Groups, LLC
- [Home Depot***](#)
- Curtiss-Wright Corporation
- Rush Enterprises
- Natural Grocers
- Walmart
- Docutech
- Elixir North America
- HealthTrust Workforce Solutions
- Encompass Home Health***

- Love's Travel Stops & Country Stores***
- Anheuser Busch
- University of Utah
- Aaron's Inc
- Accountable Healthcare Staffing
- Panera Bread
- Ross Stores, Inc.
- Wells Fargo
- Dollar Tree
- Citizen Schools
- [Lowe's](#)
- Swift
- GNC
- BHI Energy
- Arby's
- Target***
- Techflow Inc
- Unitek Learning, Inc.
- Bank of America
- Kneaders Bakery & Cafe
- Advantage Solutions
- HEBCO
- BMC - Building Materials and Construction Solution
- Fred Meyer
- LifeCare
- TJX
- Pinnacle Rehab Staffing
- ServiceMaster Family of Brands

- ABF Freight System, Inc***
- Invenergy Services, Inc.
- Massage Envy
- Fresenius Medical Care North America
- SiteWise Corporation
- ManTech
- CaptionCall LLC
- Beehive Rehabilitation and Counseling***
- USDA APHIS PPQ PCN Program
- Teton Cleaners & Laundry
- Big City Insulation of Idaho inc
- Enercon Services Inc
- DC Electric Inc***
- BMPC
- Prestige Care, Inc.
- Community Council of Idaho
- Intermountain Erectors, Inc.
- Burns Concrete, inc.
- Novitex
- Panda Restaurant Group, Inc.
- [H&K Contractors, Inc***](#)
- Eagle Rock Timber, Inc.
- Sunnyside Automotive
- PAE Aviation and Technical Services LLC
- Valley Glass LLC
- XL Hospice, Inc.***

- North Wind Portage Inc
- Stewards of Recovery
- Triple G Excavating
- State Trailer Supply
- MarCom LLC
- Tueller Counseling
- HukariAscendent, Inc.
- Idaho Youth Ranch
- International Isotopes Idaho Inc
- Appraisal Precision and Consulting Group, Inc
- [Elwood Staffing Services](#)
- Tri State Roofing
- Cable One
- Senior Care
- [TRC Fabrication LLC](#)
- American Fabrication, Inc.
- Bonneville County
- Elite Health Care
- Young Roofing

***COVID-19 Essential Job

Companies listed in [blue](#) have 6 or more job offerings

Source: [Idaho Department of Labor](#)

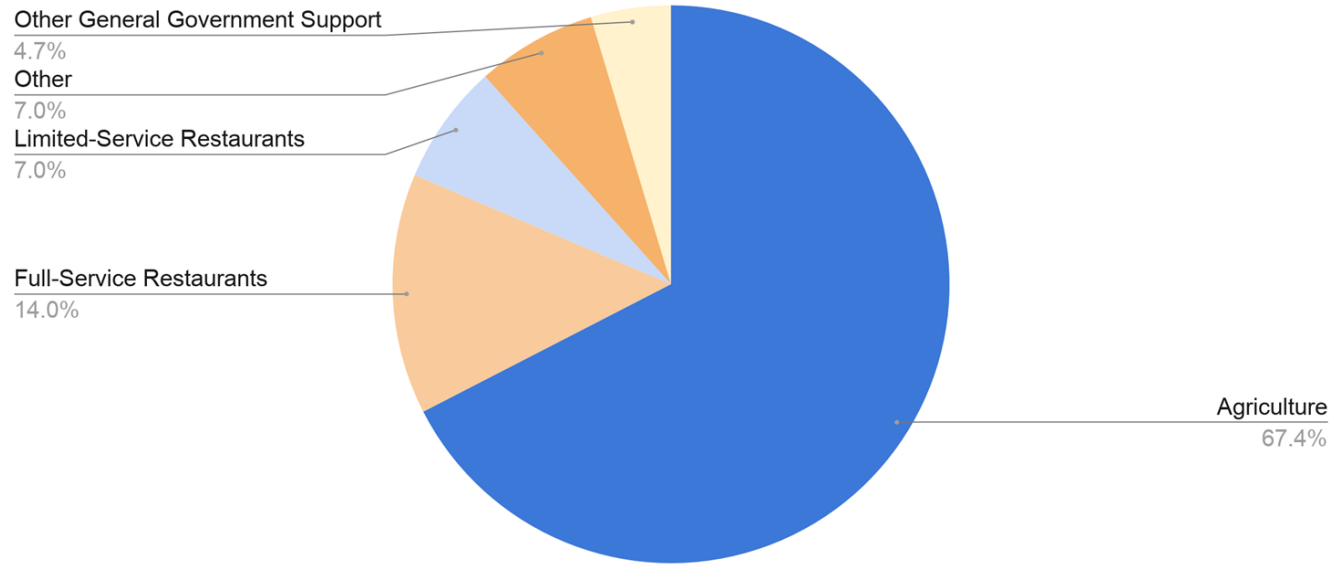


RBDC

Job Openings - Jefferson County

Jefferson County Job Openings

As of May 15, 2020



Latest Job Openings in by Employer:

- [AdvancedHomeServices](#)
- DL Evans Bank

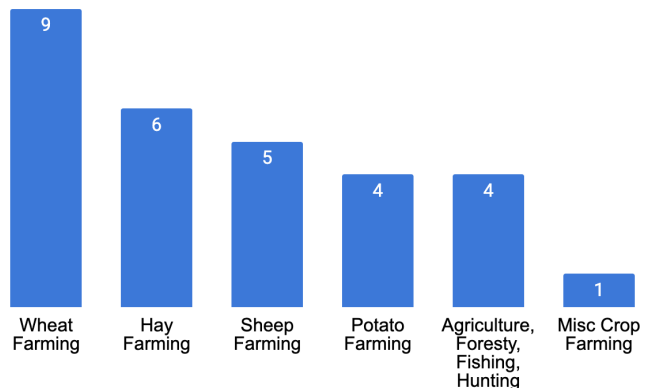
Older Job Openings:

- Dollar Tree
- [Pizza Hut](#)
- Dominos Pizza***
- Nelson Electric LLC***
- Runaway Inc
- Alvarez Trucking LLC
- Tueller Counseling
- H&E Construction

***COVID-19 Essential Job

Companies listed in [blue](#) have 6 or more job offerings

Agriculture Segment Breakdown



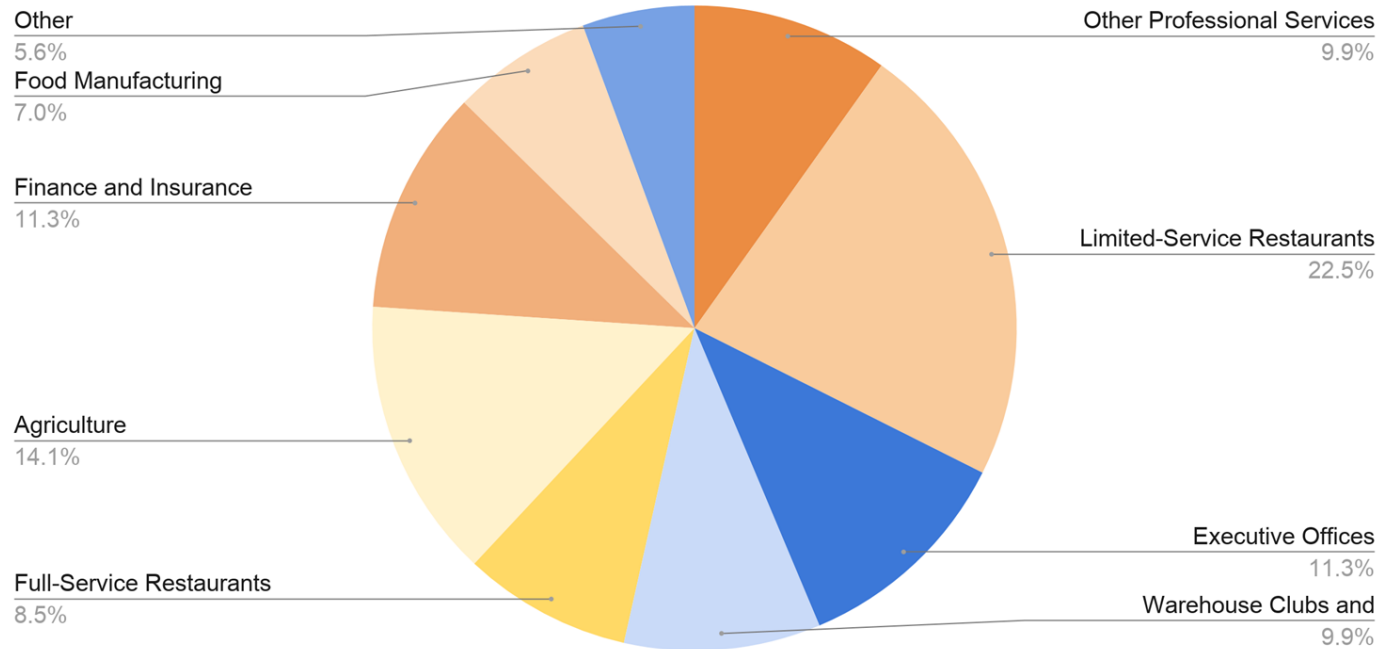
Source: [Idaho Department of Labor](#)



Job Openings - Madison County

Madison County Job Openings

As of May 15, 2020



***COVID-19 Essential Job

Companies listed in blue have 6 or more job offerings

Latest Job Openings in by Employer:

- BYU-Idaho
- Thompson Excavation & Asphalt, inc.
- [Melaleuca](#)
- Walgreens***
- [Beehive FCU](#)
- [Basic American Foods](#)
- Citizens Community Bank
- Progexion
- High Country Potato
- Admiral Beverage Corporation (Pepsi)

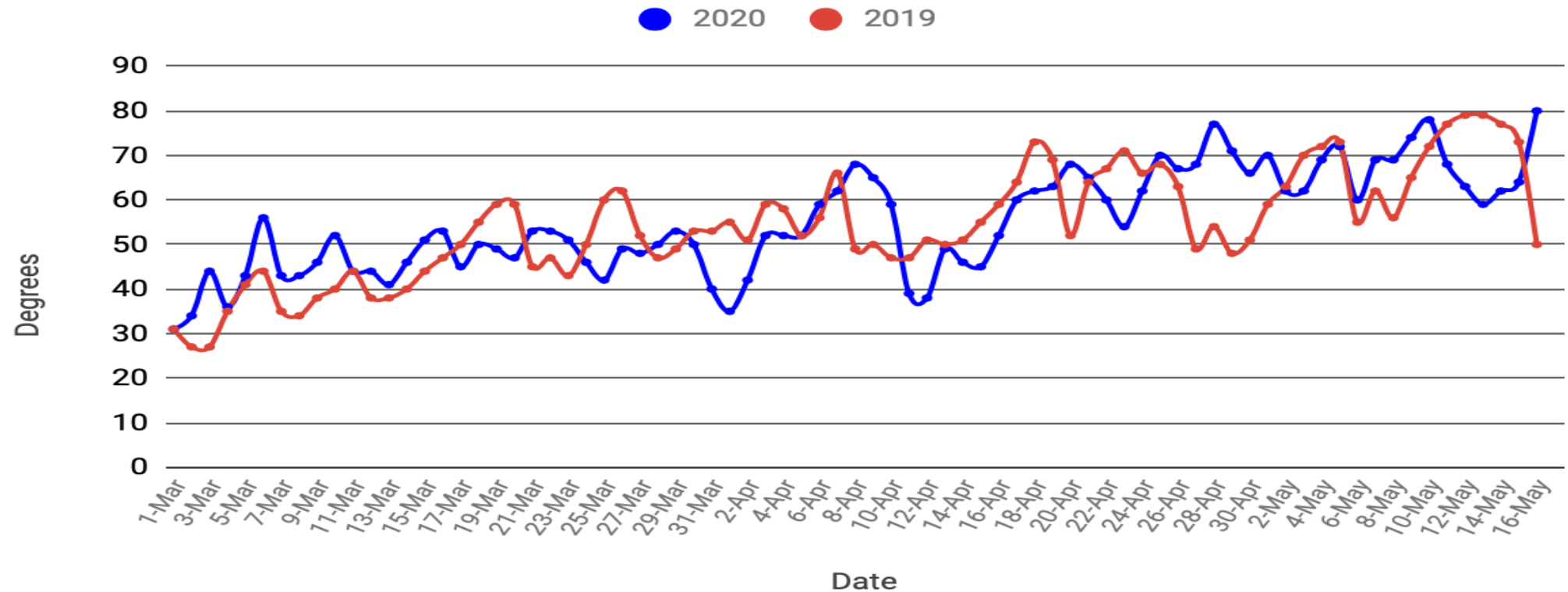
Older Job Openings:

- Papa John's International
- Dominos Pizza***
- [Pizza Hut](#)
- [Sonic Drive-In](#)
- BMC - Building Materials and Construction Solution
- McDonald's
- [AutoZone, Inc.](#)
- [Walmart](#)
- C & B Operations, LLC
- Grifols Shared Services North America, Inc
- Lawrence Merchandising Services
- UPS***
- USIC
- Maverick
- Idaho Division of Human Resources
- America First Credit Union
- NTG Groups, LLC
- Prime Communications
- Applied Materials
- Norco, Inc.
- Western Fence, Inc.
- Panda Restaurant Group, Inc.
- Floyd Wilcox & Sons Inc
- Creative Design Landscaping
- Teton Turf and Tree Farms

Source: [Idaho Department of Labor](#)

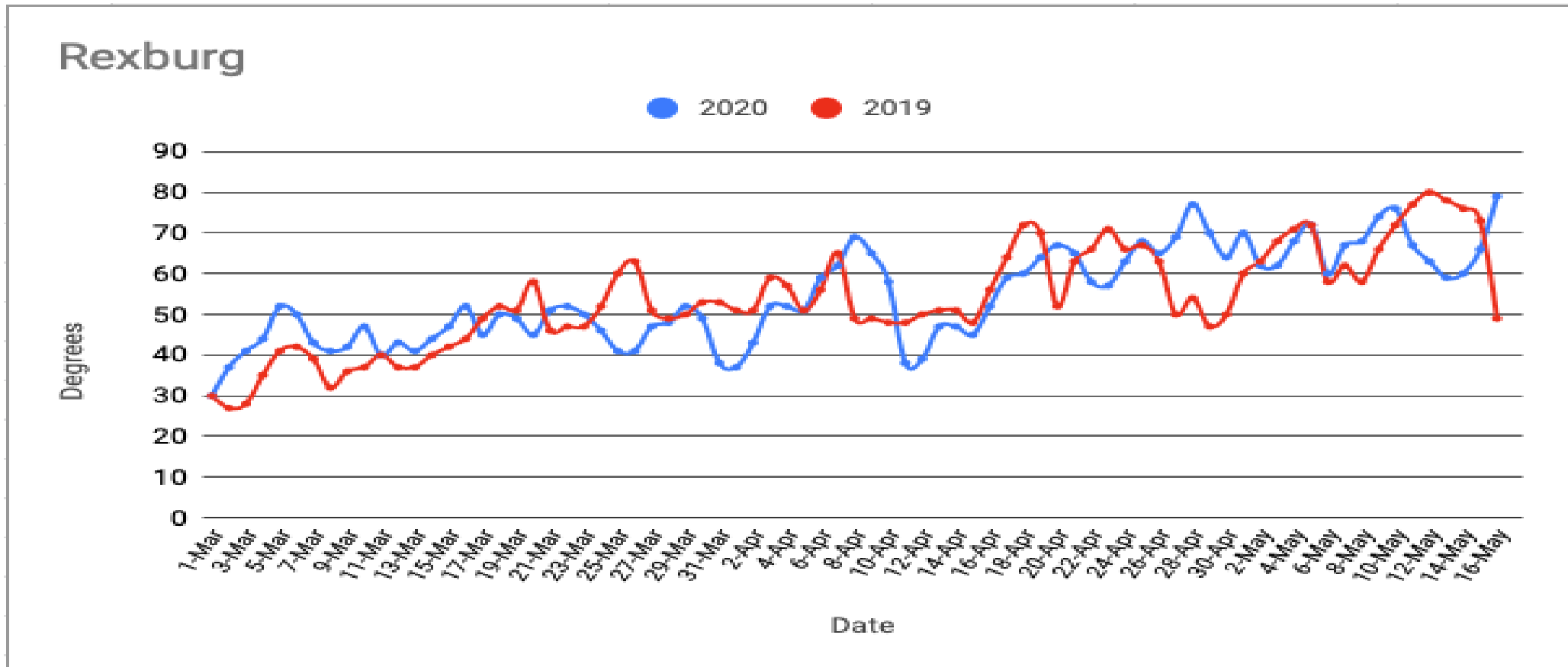
Idaho Falls Weather

Idaho Falls



<https://www.accuweather.com/en/us/idaho-falls/83404/may-weather/328732?year=2019>

Rexburg Weather



<https://www.accuweather.com/en/us/idaho-falls/83404/may-weather/328732?year=2019>



RESEARCH & BUSINESS
DEVELOPMENT CENTER

The Research and Business Development Center (RBDC) is a 501 (c) 3 non-profit with a mission to provide undergraduate students with meaningful work experience to better prepare them for careers and life.

Connecting students with clients to work on projects (similar to this report) that deliver value to both student and client is central to this mission.

Connect with the RBDC to see how our projects could help your business or organization with key insights through guided student projects across a broad range of disciplines and project types.

RBDCenter.org | 208.356.5009 | info@RBDCenter.org

