



RESEARCH & BUSINESS  
DEVELOPMENT CENTER

# Eastern Idaho Report | February 1, 2022



# 2022 Economic Report Sponsors

---

## Platinum Sponsors



## Annual Sponsorship Levels

### Bronze (\$499 or Less)

Listed as Bronze Sponsor with company name on RBDC economic report website using normal website font

### Silver (\$500 - \$999)

Listed as Silver Sponsor with company name on economic report website using large website font

### Gold (\$1,000 - \$2,999)

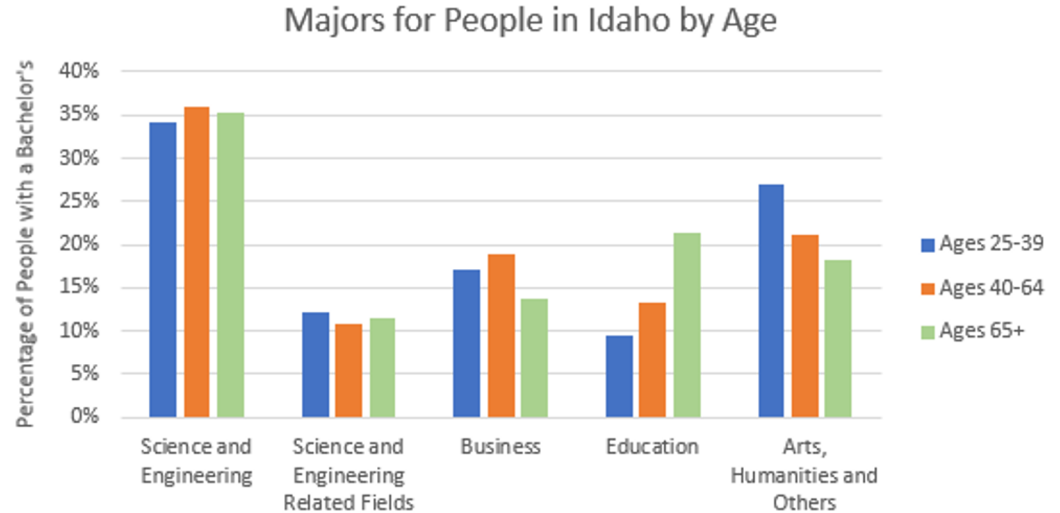
Listed as Gold Sponsor with company name and logo on economic report website using large website font.

### Platinum (\$3,000+)

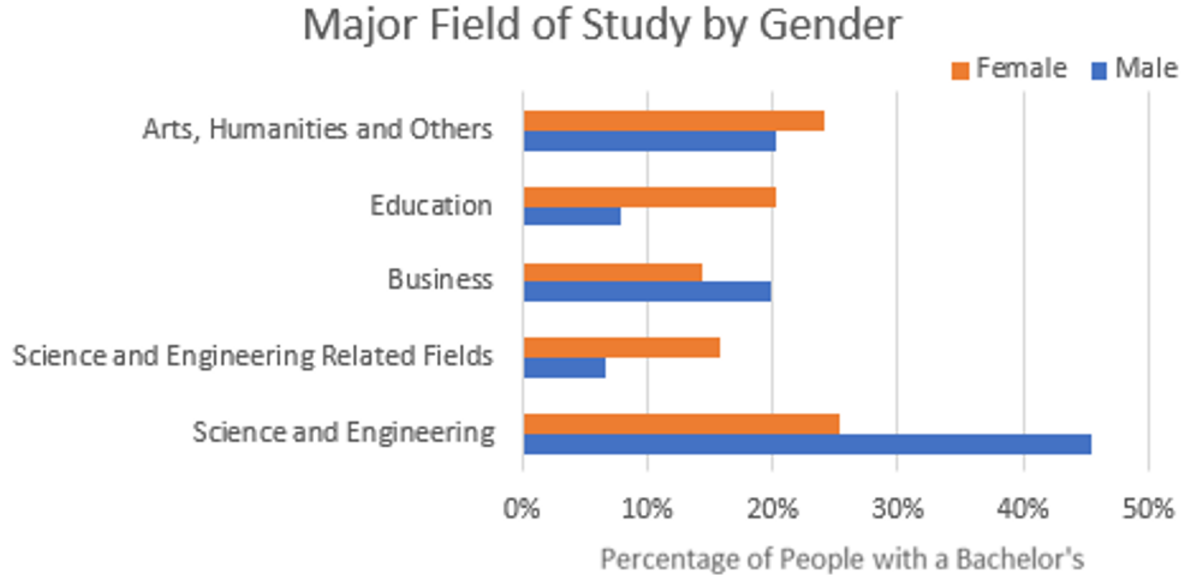
Listed as Platinum Sponsor with company name and logo on economic report website using large website font. Company logo will also be listed on a Platinum Sponsor PowerPoint slide at the beginning of each new addition of the published economic report.

- Major Field of Study for those with a Bachelor's Degree
- Major Field of Study by Gender
- All Employees: Idaho vs Washington
- Occupational Titles Employment Statistics
- Occupational Titles Wages Statistics
- Mean Annual Wage for each Occupational Title
- Mean Annual Wage vs National Mean Annual Wage
- Idaho's Average Gas Prices
- Comparison of State Gas Prices and Where Idaho Ranks

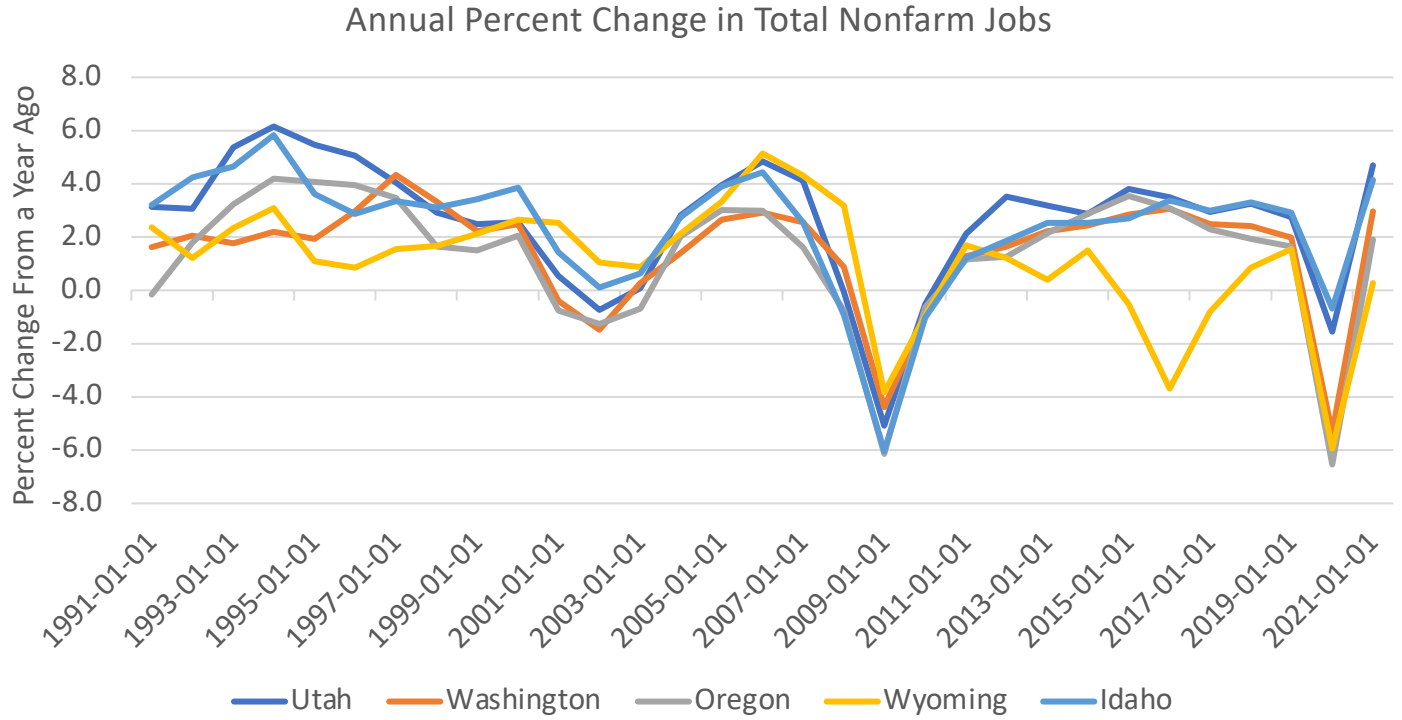
- The percentage of people in Idaho that chose a major within Arts, Humanities and Others has increased by 8.8% between those over 65 and those between the ages of 25 and 39.
- The percentage of people in Idaho that chose Education for their major has decreased by 11.9% between those over 65 and those between the ages of 25 and 39.



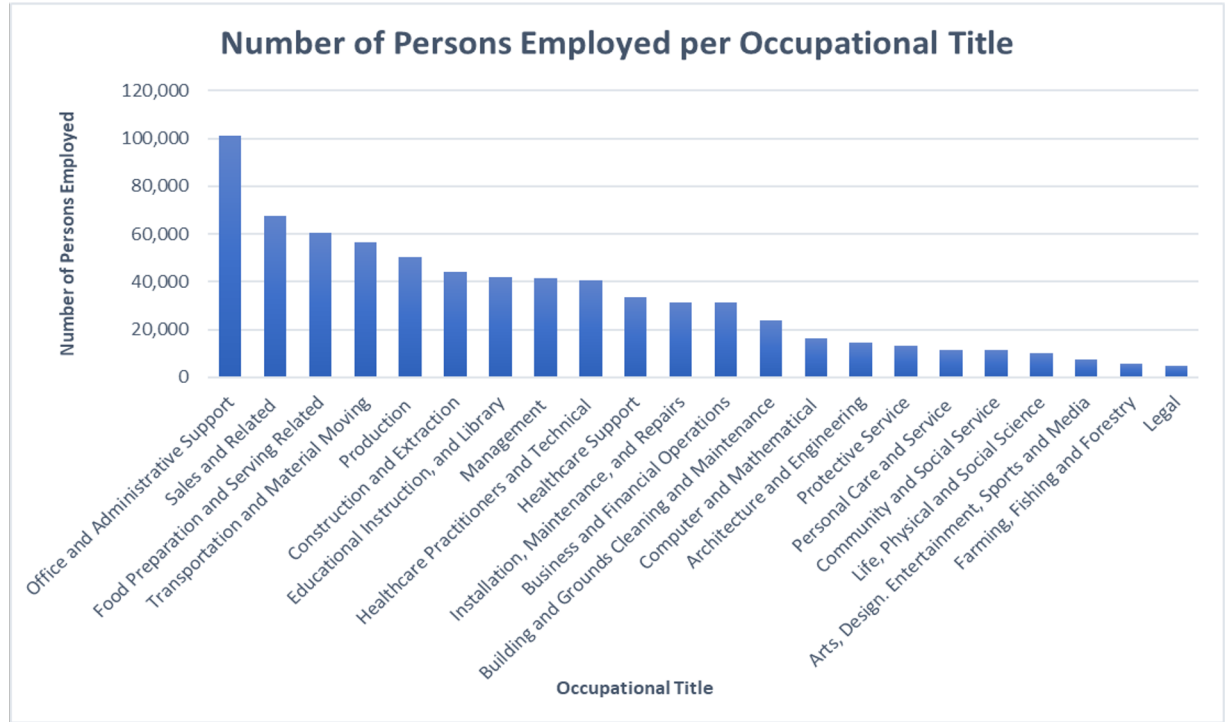
- Science and engineering related fields include majors such as: mathematics, statistics, computer science
- Men tend to study science, engineering, and business far more than women
- Women tend to study arts, humanities, education, and science/engineering related fields more than men



Utah is slightly ahead of Utah in annual percentage job growth between 2020 and 2021.



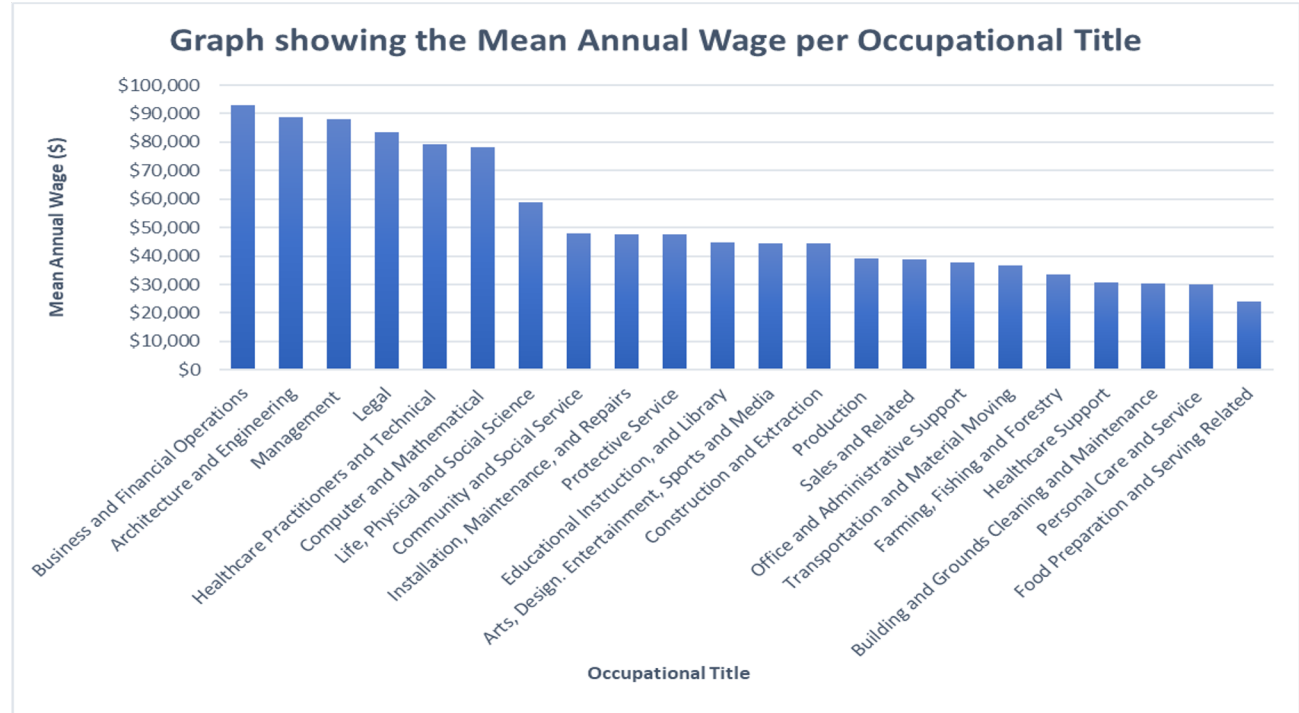
- The occupational title Office and Administrative support has the highest number of employees at 101,070
- The Legal occupational title has the lowest number of employees at 4,640



May 2020. Employment Numbers do not include those who are self-employed.

Source: [https://www.bls.gov/oes/current/oes\\_id.htm](https://www.bls.gov/oes/current/oes_id.htm)

- The occupational title Business and Financial operations has the highest mean wage at \$92,990
- The occupational title Food Preparation and Service Related Occupations has the lowest mean wage at \$24,080



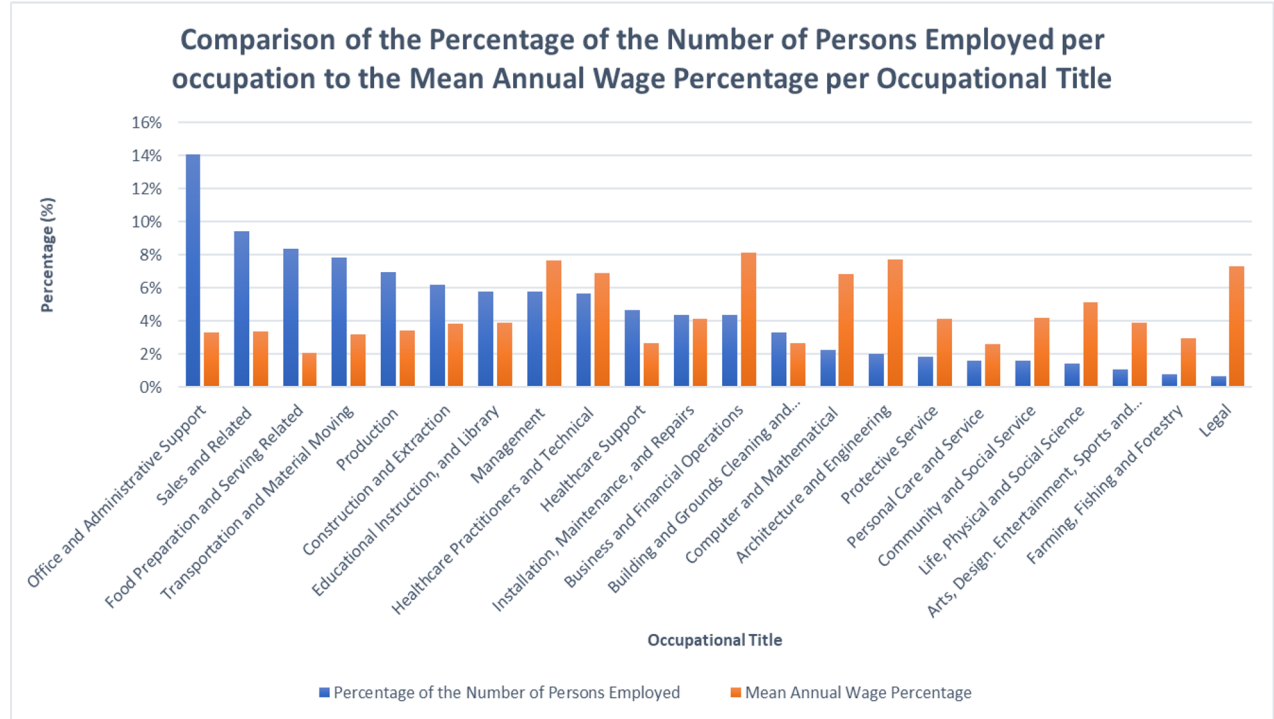
May 2020

Source: [https://www.bls.gov/oes/current/oes\\_id.htm](https://www.bls.gov/oes/current/oes_id.htm)





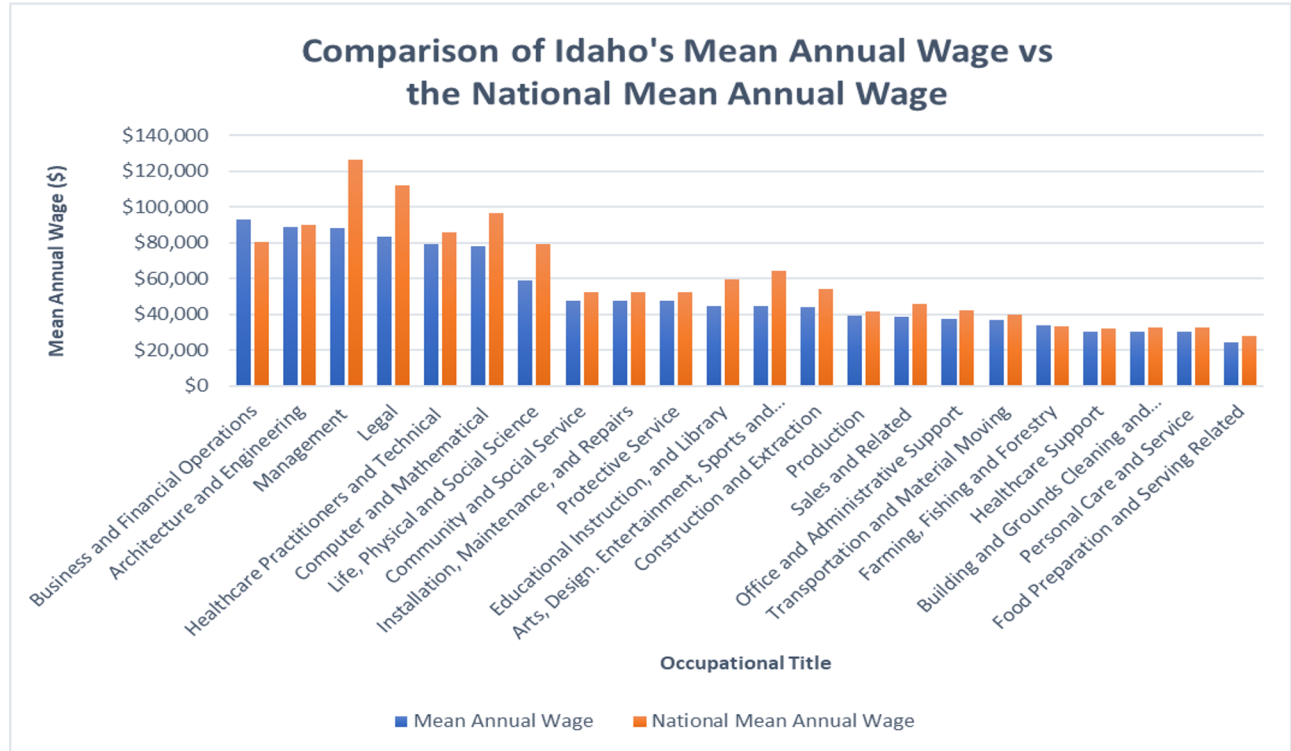
- Though Office and Administrative Support occupations employ the highest number of persons, employees earn one of the lowest mean annual wage of \$37,730, which 3.9% of total mean wages for all titles
- Though Legal occupations employ the least number of persons in the state, it is one of the highest paying jobs with mean annual wage of \$83,590. This is 7.28% of the total mean annual wage for all titles



Source: [https://www.bls.gov/oes/current/oes\\_id.htm](https://www.bls.gov/oes/current/oes_id.htm)



- All occupational Titles in Idaho except Business and Financial Operations, earn below the National Mean Annual Wage
- Business and Financial Operations is the only occupational title where the average Idaho employee out earns employees nationally
- The mean annual wage for Business and Financial Operations Occupations is \$92,990, compared the National mean annual wage of \$80,680

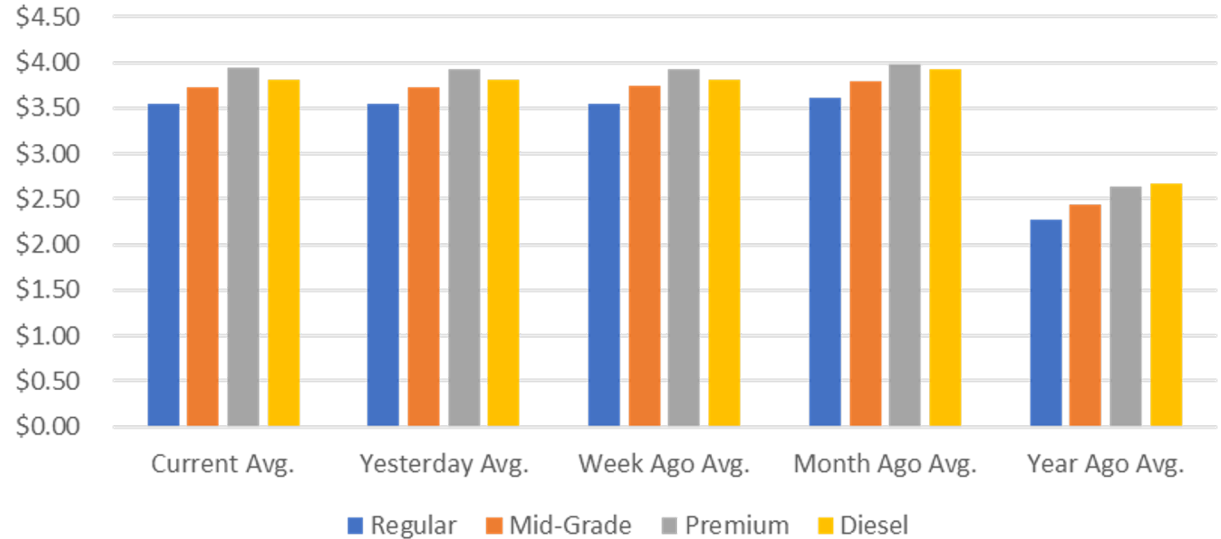


Sources: [https://www.bls.gov/oes/current/oes\\_nat.htm](https://www.bls.gov/oes/current/oes_nat.htm)

[https://www.bls.gov/oes/current/oes\\_id.htm](https://www.bls.gov/oes/current/oes_id.htm)

- Average gas prices over the years and how they have started to increase
- When looking at the trend on the graph it is safe to assume that gas prices will continue to rise over the years

IDAHO AVERAGE GAS PRICES



- Comparison of State Gas Prices as of October 29, 2021
- Idaho is ranked in the top 10 for having the most expensive gas when compared to other states

Pump Price Ranking	State	Avg Pump Price per Gal Unleaded Regular as of 10/29/21
1	California	\$4.59
2	Hawaii	\$4.30
3	Nevada	\$3.94
4	Washington	\$3.88
5	Oregon	\$3.79
6	Utah	\$3.74
7	Alaska	\$3.73
<b>8</b>	<b>Idaho</b>	<b>\$3.71</b>
9	Illinois	\$3.57
10	Pennsylvania	\$3.57

Source: <https://www.ag.idaho.gov/content/uploads/2018/08/currentGasPricesReport.pdf>



# Student Profiles

---

Caden Motiuk

<https://www.linkedin.com/in/cadenmotiuk/>

Tamara Morris-Lawton

[www.linkedin.com/in/tamara-morris-lawton-a03322b3](http://www.linkedin.com/in/tamara-morris-lawton-a03322b3)

Belsabetd Herrera

<https://www.linkedin.com/in/belsa-herrera-40538753/>

Ivan Miranda

[ivanmiranda98@gmail.com](mailto:ivanmiranda98@gmail.com)

Melvyn Sosa Correa

[msosacorrea@gmail.com](mailto:msosacorrea@gmail.com)